



Game Logic


Project 3

Due date: Tuesday, February 15th



Introduction

- Third in a series of related projects
 - Will build towards working game
- Focuses on
 - Development of game objects
 - Game logic
- Using Game Maker





Motivation

- At core of game are the rules
 - Include gameplay rules (ie- payoff matrices)
- More than that
 - Hit points
 - AI for computer-controlled objects
 - Obstacles
 - Interface objects ...
- Begin prototyping the game
 - Gain experience implementing and testing game logic



Overview

- Work in same group
- Use the treatment from Project 1
- Use the art from Project 2
 - Intent is *not* to more art or design.
- All effort on implementing a variety of objects
 - in GameMaker
- Evaluated based on
 - object activity
 - object interactivity
 - user interactivity
 - AI/reactivity
- Informal README with flexible grading





Details (1 of 3)

- At least five GameMaker Objects
 - Project 4 on Level Design so consider choices
- Each should have somewhat unique behavior
 - More than a copy or sub-class of another
- As a whole, your objects will meet the following criteria:
(Specific criteria next slide)



Details (2 of 3)

- Object Activity - Change state, reflected to the user in some fashion.
 - Ex: change in location (motion)
 - Ex: change in appearance (damaged object)
- Object Interactivity - interaction with other objects (i.e. - at least one changes state)
 - Ex: collision between two objects causes rebound
 - Ex: collision between two and pickup other item
- User Interactivity - respond to user input
 - Ex: arrow keypresses move avatar
- AI/Reactivity - "intelligent" behavior in reacting to objects around it. Adapt as situation changes.
 - Ex: Object pursues hero once awake





Details (3 of 3)

- For testing, create 1+ GameMaker Rooms
 - Not meant to be playable levels (that's proj4)
 - Do not spend much time on the rooms themselves
 - Rather, use to test your objects (grader will use to eval),
 - Use as many rooms and as many copies as needed
- Write a short README (text file)
 - Describes the objects, behaviors, and which objects fill which criteria.
 - List the members of group
 - Grading criteria (next)



Grading Guidelines

<u>Criteria</u>	<u>Weight</u>
Object Activity	15%
Object Interactivity	15%
User Interactivity	15%
AI/Reactivity	15%
README	10%
Flexible	30%

- Estimate 10 hours/group member
 - (1/2 other projects)





Submission

- Turnin (see Web page for instructions)
- Game Maker .gmd file
 - Will have art, audio content embedded
- README Document



Resources

- Game Maker
- Tutorials
- TA help sessions

