


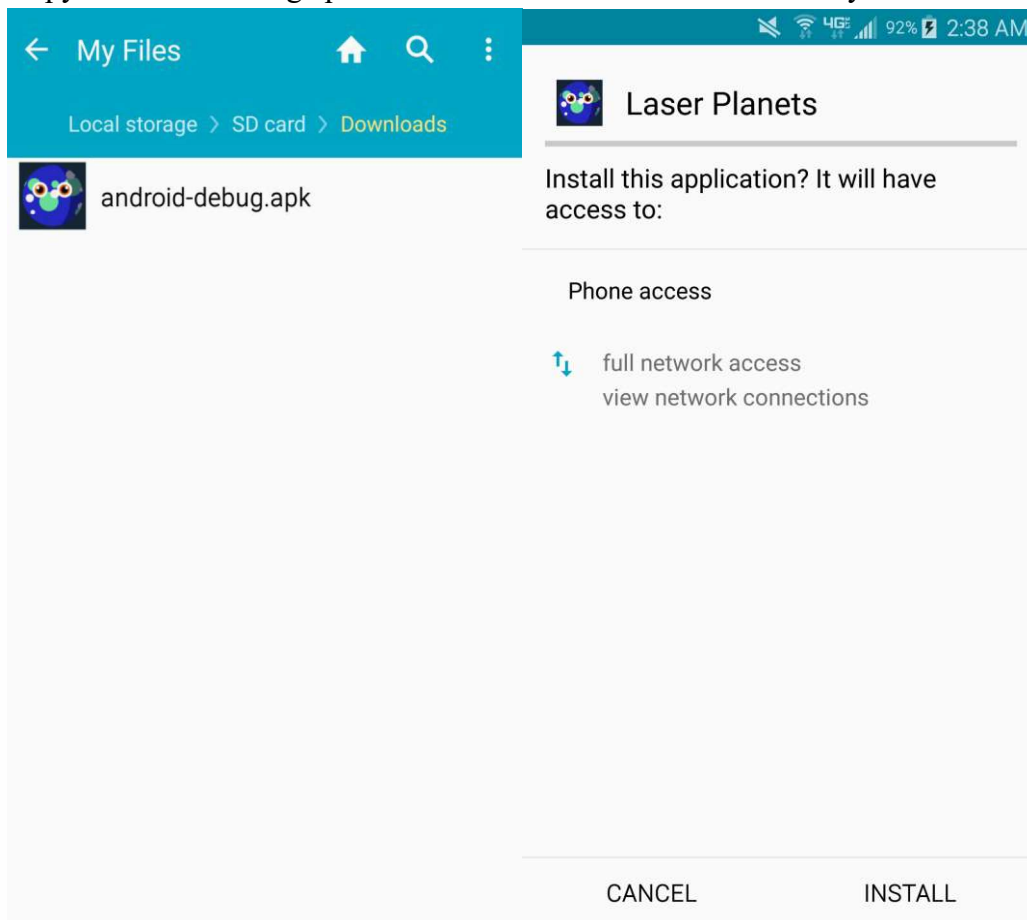
Appendix D – Laser Planets Instruction Guide

Installation

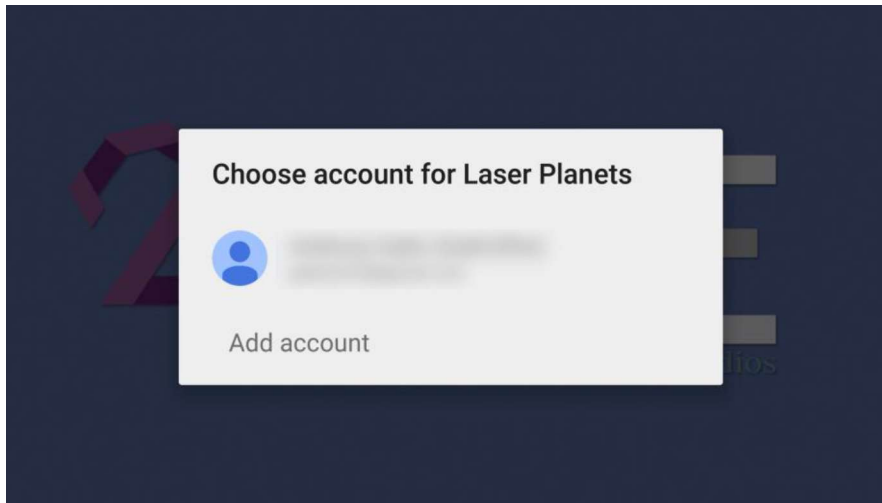
1. Install the google fit app from the android market and make sure to open it once before installing the game.



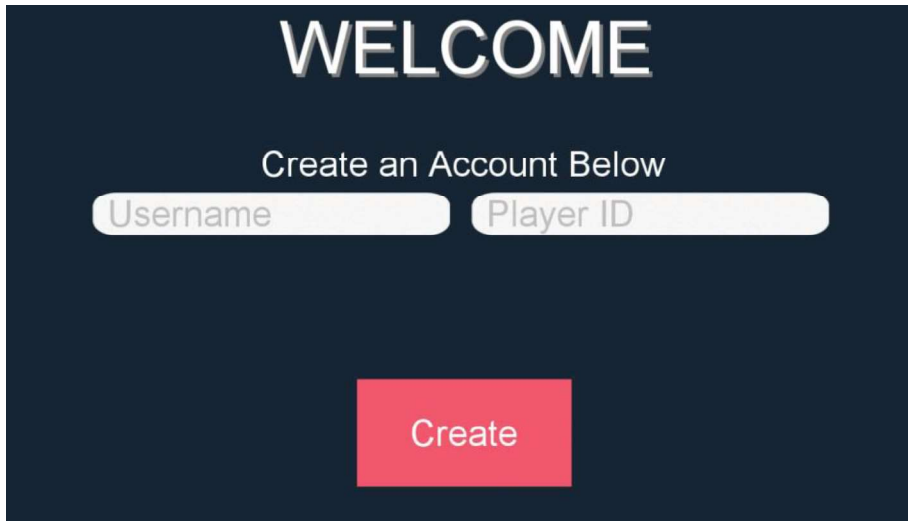
- Copy android-debug.apk file from email over to your android phone



- Locate the .apk file on your phone and press install.
- Open up the app and link your gmail with google fit



5. Create a username and enter your player id from the survey. If you do not remember your ID, please email phbaumann@wpi.edu to request it.



The screenshot shows a dark blue background with the word "WELCOME" in large, white, bold letters at the top. Below it, the text "Create an Account Below" is centered. There are two white input fields: "Username" on the left and "Player ID" on the right. At the bottom center, there is a red button with the word "Create" in white text.

Choose Home Planet

- Use the randomize button to generate different home planets
- Each planet has three stats - Planet Size, Energy Output, and Base Color
- All three are important to building a big and strong planet so choose wisely!



Base Color Matchup

Base colors get boosts against other base colors. Using the color wheel we can see colors get a boost over others:

Each color gets a boost against left adjacent to

Example green gets a stat boost against blue, blue against violet, violet against red etc

Use this knowledge to your advantage to give you the best chance at beating tough boss planets.



extra stat certain colors. wheel which boost

a major the color it

The Secondary Color Wheel



Explore Screen

- 3 Types of stars - Red Dwarfs, White Suns, Blue Giants
- The color of the star determines the globe rank of the planets in that system
- Some stars are rare and have a chance for containing rare planets
- The fly to star button will fly to the currently selected star but caution, doing so will use up a fuel unit.
- When fuel units reach zero you will be able to select to replenish fuel by either waiting or walking
- Flying to Current Star will not use up a fuel unit and will bring the player back to its most recent star

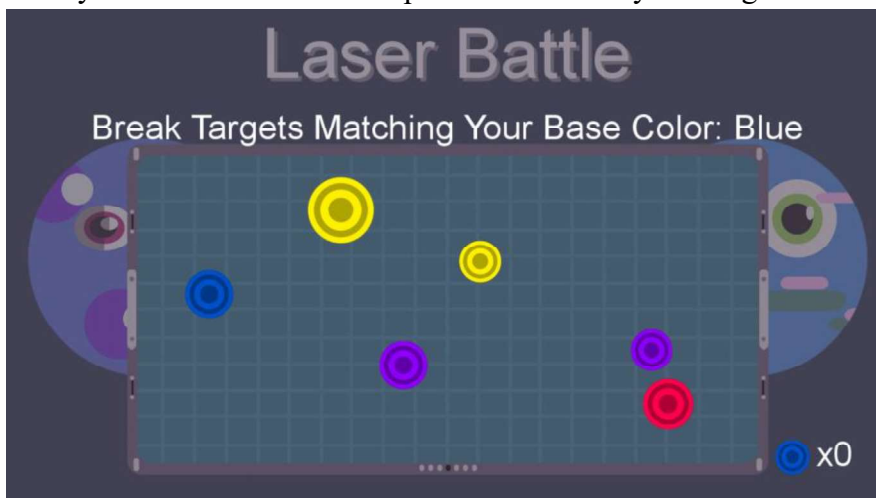
Solar System

- Solar systems will contain planets revolving around their star
- The planets will show their levels and when clicked on the player will fly to that specific planet



Laser Battle

- When battling another planet, you will first need to try to tap all of the targets matching that of your planet's base color.
- Tapping colors that are not your base color will decrease your target count
- Next you will need to time the power bar so that you can get it as close to max as possible

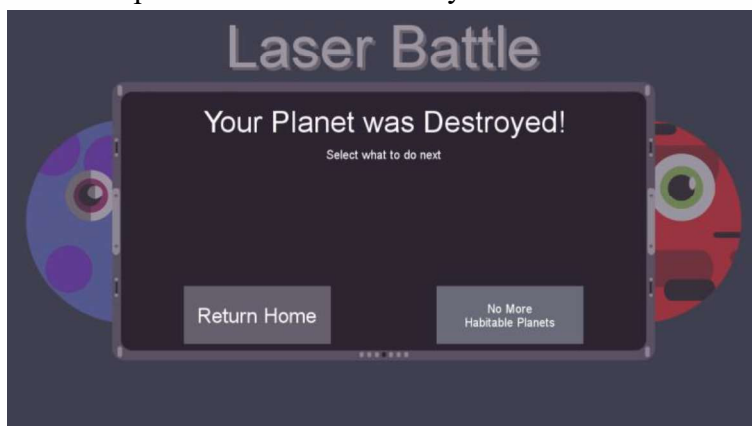


Winning a Laser Battle

- You will be given three options when winning a battle.
- Absorb planet - Will add xp to your planet allowing it to rank up and get stronger
- Take Resources - Will give the user power crystals which can be used to buy items
- Keep Planet - if one of the 4 planet slots are open the user can keep the planet they just beat in battle

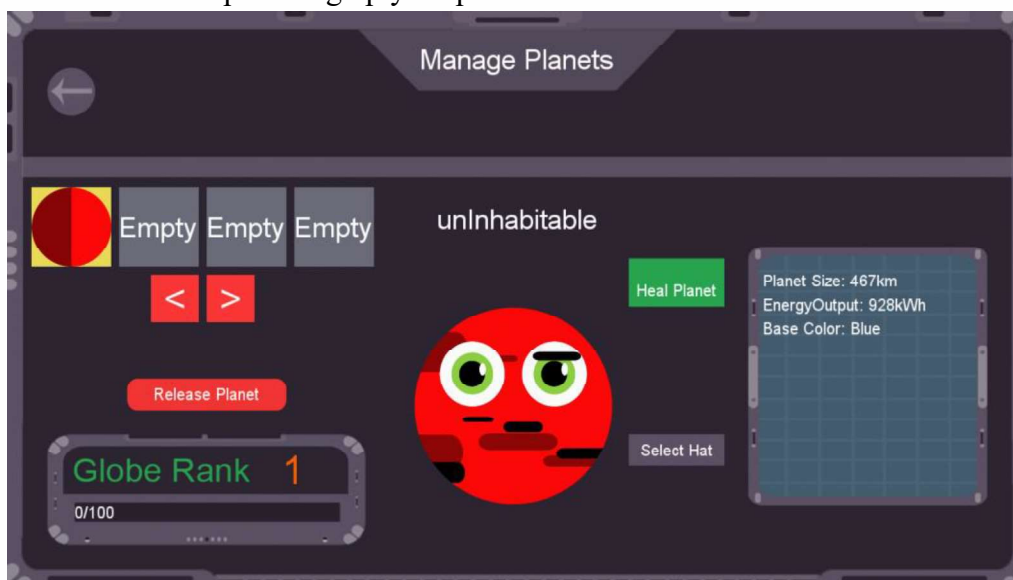
Losing a Laser Battle

- If the player has more habitable planets left in their slots, than they can rematch the current planet otherwise they will have to return to the main menu



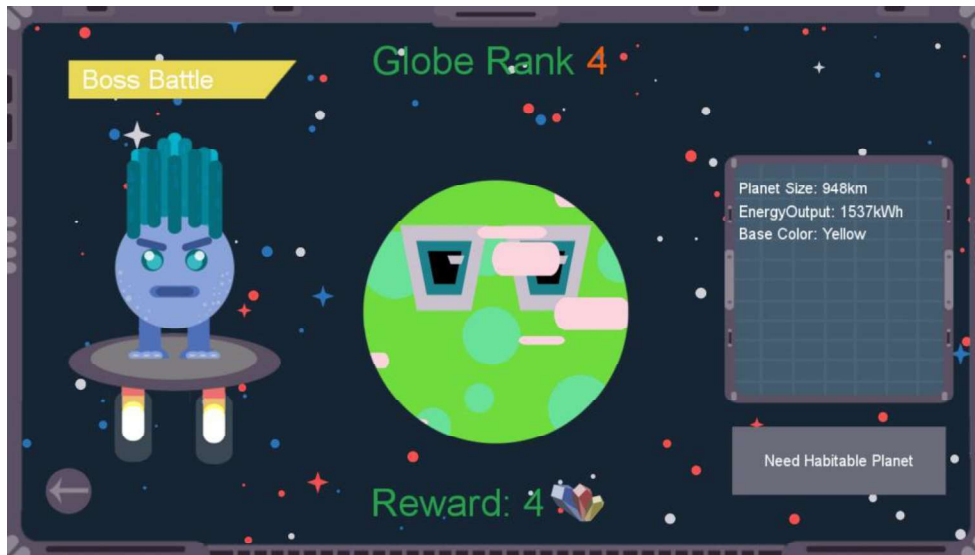
Manage Planets

- This screen lets you see your current planets, reorder their lineup, heal them if they've become uninhabitable, add/remove hats from a planet, and release planets
- Note: You cannot go exploring planets without having at least one planet habitable so make sure to keep healing up your planets!



Boss Battle

- Boss battles work the same way as regular battles except for each win you will receive mega crystals which determine your rank on the leaderboard
- Boss Planets are known to be rare so winning will allow you to keep them to keep building your lineup



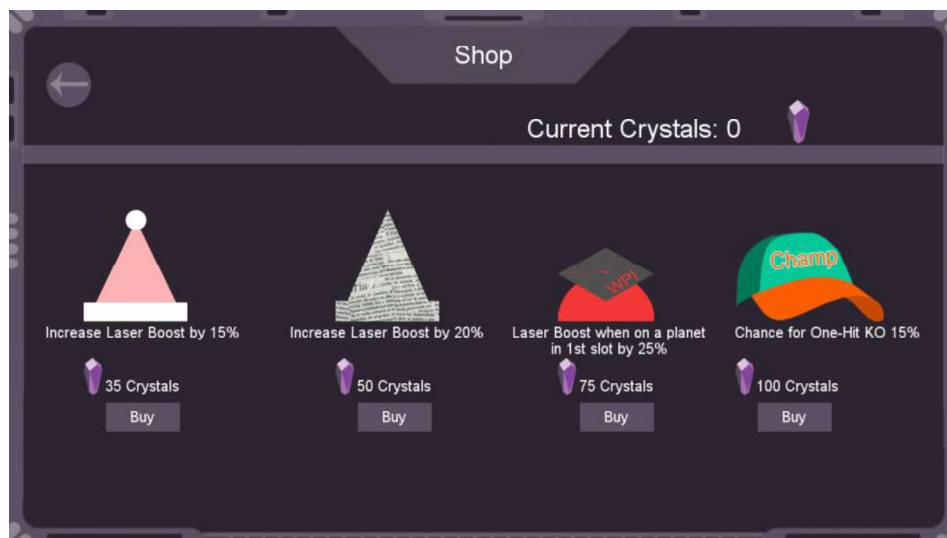
LeaderBoard

- Shows the current leaderboard base on each player's mega crystals



Shop

- The shop allows you to buy special hats by using mega crystals.



Strategy - The main objective of the game is to build a strong planet team that can face as many boss planets as possible. Boss planets will increase in rank after defeating each previous boss planet. To level up your planets explore the solar systems finding planets that are evenly matched with your planet. Hats are used in the game as item buffs for your planet. Hats have many different buff effects so finding as many as you can in the galaxy will help you to strengthen your planets.

Disclaimers:

The game may have minor bugs, if you find anything game-breaking, please email phbaumann@wpi.edu or argallo@wpi.edu and we will do our best to fix it.

We cannot restore any lost save files.

We will be drawing the raffle for participants at the end of our 1 week study. Any users that are found using exploits or outright cheating to get ahead in the game will be disqualified from receiving prizes.