

# Computer Graphics (CS 4731)

## Lecture 22: 3D Clipping

---

Prof Emmanuel Agu

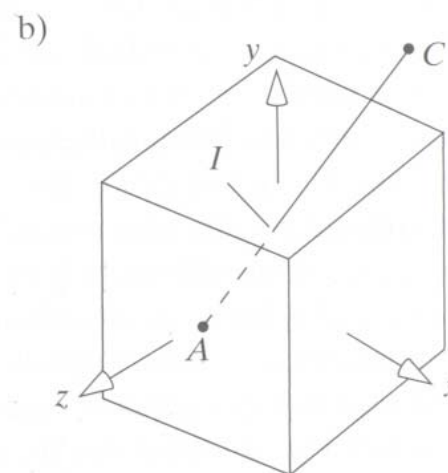
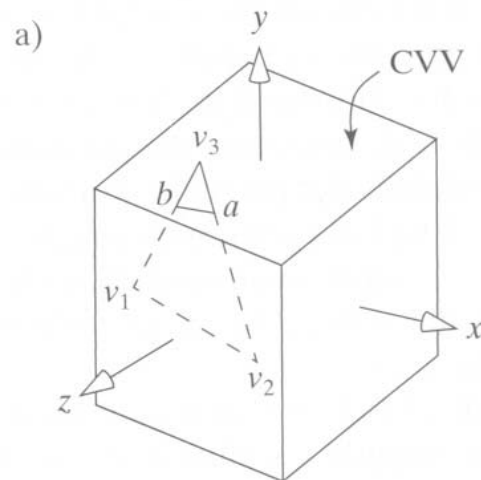
*Computer Science Dept.  
Worcester Polytechnic Institute (WPI)*





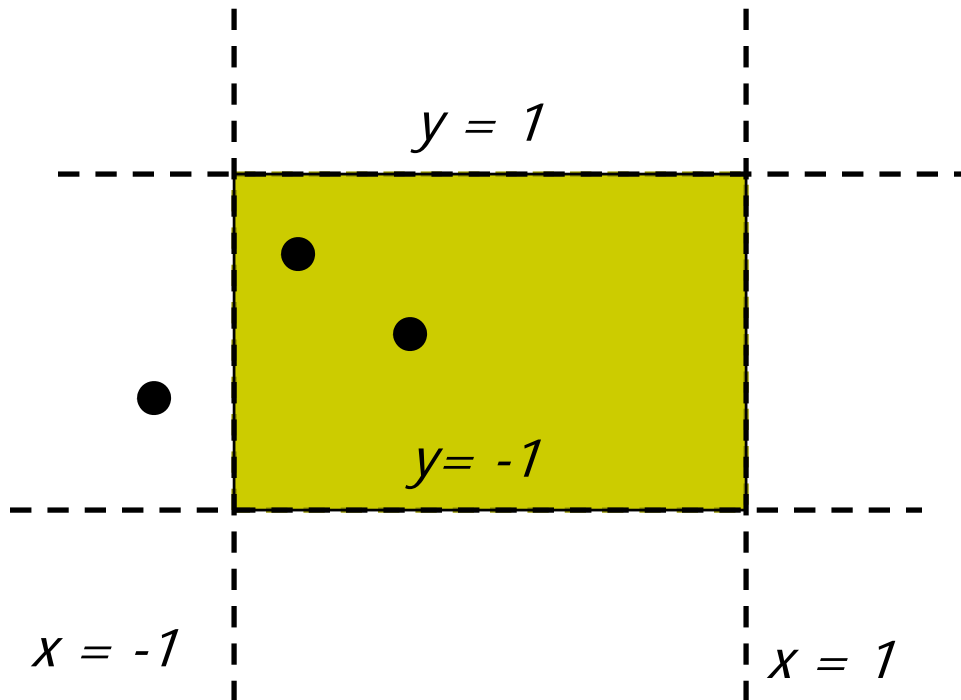
# Liang-Barsky 3D Clipping

- **Goal:** Clip object edge-by-edge against Canonical View volume (CVV)
- **Problem:**
  - 2 end-points of edge:  $A = (A_x, A_y, A_z, A_w)$  and  $C = (C_x, C_y, C_z, C_w)$
  - If edge intersects with CVV, compute intersection point  $I = (I_x, I_y, I_z, I_w)$





# Determining if point is inside CVV



- **Problem:** Determine if point  $(x,y,z)$  is inside or outside CVV?

Point  $(x,y,z)$  is **inside CVV** if

$$(-1 \leq x \leq 1)$$

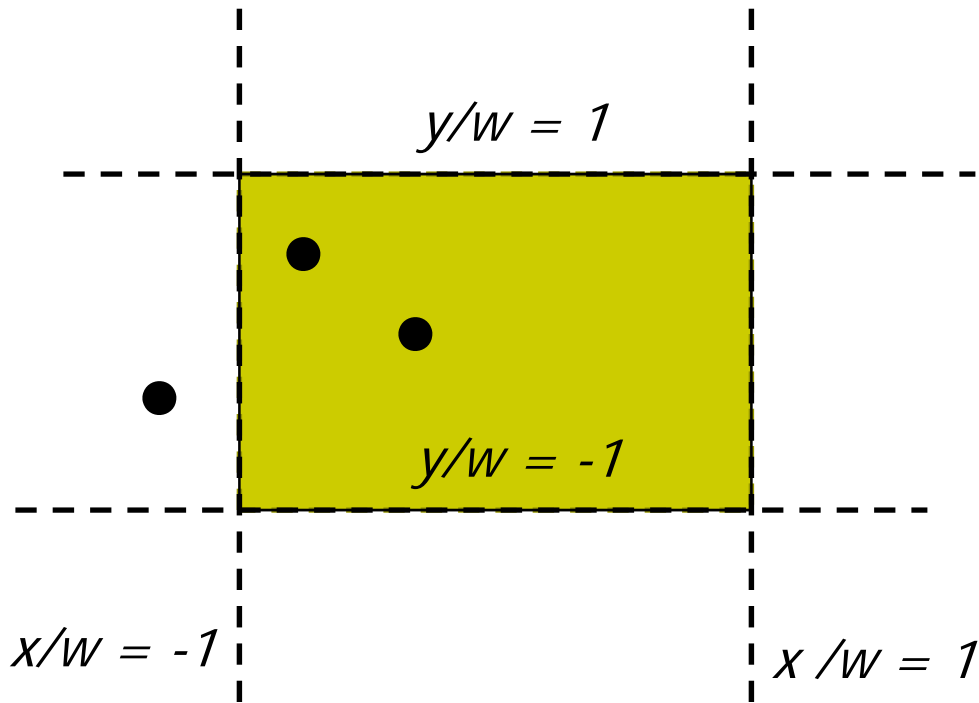
**and**  $(-1 \leq y \leq 1)$

**and**  $(-1 \leq z \leq 1)$

else point **is outside CVV**

- CVV == 6 infinite planes  $(x=-1,1; y=-1,1; z=-1,1)$

# Determining if point is inside CVV



- If point specified as  $(x,y,z,w)$ 
  - **Test  $(x/w, y/w, z/w)$ !**

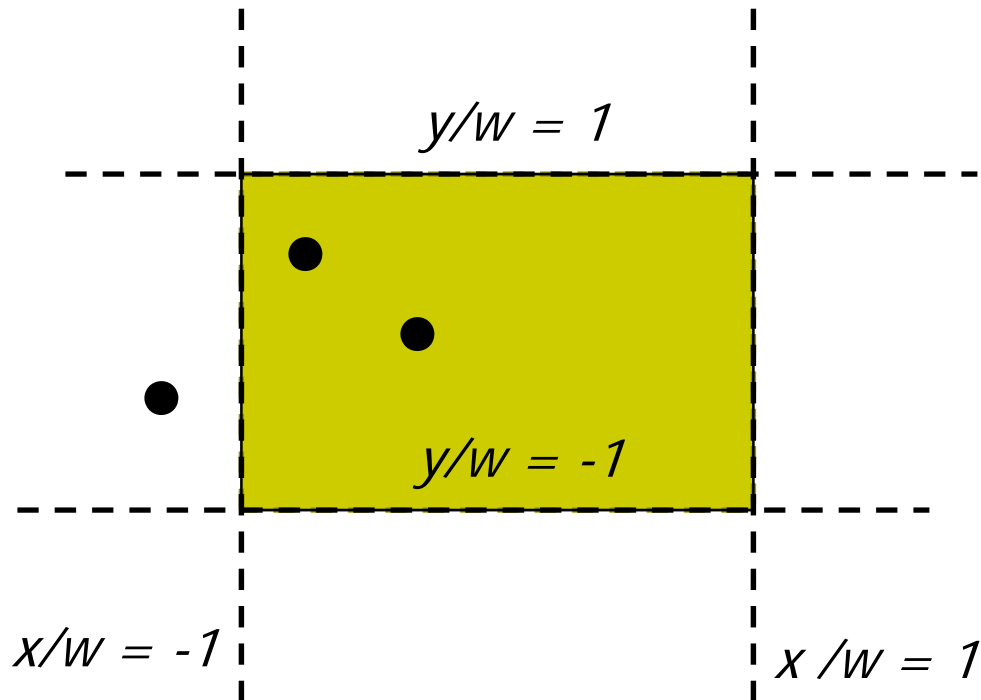
Point  $(x/w, y/w, z/w)$  is inside CVV

if  $(-1 \leq x/w \leq 1)$   
**and**  $(-1 \leq y/w \leq 1)$   
**and**  $(-1 \leq z/w \leq 1)$

else point is outside CVV



# Modify Inside/Outside Tests Slightly



Our test:  $(-1 < \mathbf{x/w} < 1)$

Point  $(x,y,z,w)$  inside plane  $x = 1$  if

$$\begin{aligned} & x/w < 1 \\ \Rightarrow & \mathbf{w - x > 0} \end{aligned}$$

Point  $(x,y,z,w)$  inside plane  $x = -1$  if

$$\begin{aligned} & -1 < x/w \\ \Rightarrow & \mathbf{w + x > 0} \end{aligned}$$



# Numerical Example: Inside/Outside CVV Test

- Point  $(x,y,z,w)$  is
  - inside plane  $x=-1$  **if  $w+x > 0$**
  - inside plane  $x=1$  **if  $w - x > 0$**



- Example Point  $(0.5, 0.2, 0.7)$  inside planes  $(x = -1, 1)$  because  $-1 \leq 0.5 \leq 1$
- If  $w = 10$ ,  $(0.5, 0.2, 0.7) = (5, 2, 7, 10)$
- Can either **divide by  $w$**  then test:  $-1 \leq 5/10 \leq 1$  **OR**

To test if inside  $x = -1$ ,  **$w + x = 10 + 5 = 15 > 0$**

To test if inside  $x = 1$ ,  **$w - x = 10 - 5 = 5 > 0$**



# 3D Clipping

- Do same for  $y, z$  to form boundary coordinates for 6 planes as:

Boundary coordinate (BC)	Homogenous coordinate	Clip plane	Example (5,2,7,10)
BC0	$w+x$	$x=-1$	15
BC1	$w-x$	$x=1$	5
BC2	$w+y$	$y=-1$	12
BC3	$w-y$	$y=1$	8
BC4	$w+z$	$z=-1$	17
BC5	$w-z$	$z=1$	3

- Consider line that goes from point A to C**
  - Trivial accept:** 12 BCs (6 for pt. A, 6 for pt. C)  $> 0$
  - Trivial reject:** Both endpoints outside (-ve) for same plane



# Edges as Parametric Equations

- Implicit form  $F(x, y) = 0$
- Parametric forms:
  - points specified based on single parameter value
  - Typical parameter: time  $t$

$$P(t) = P_0 + (P_1 - P_0) * t \quad 0 \leq t \leq 1$$

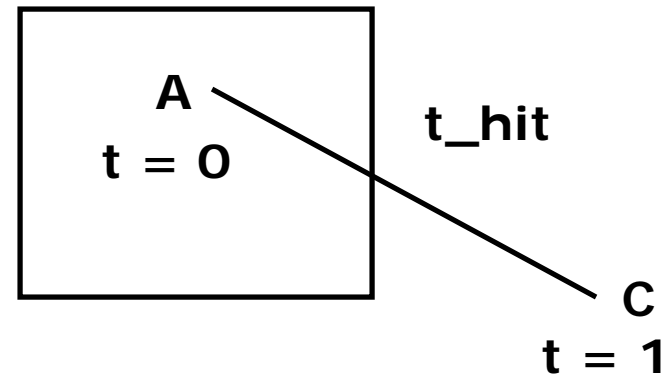
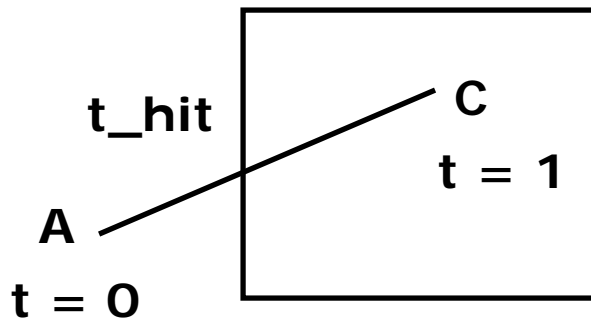
- Some algorithms work in parametric form
  - Clipping: exclude line segment ranges
  - Animation: Interpolate between endpoints by varying  $t$
- Represent each edge parametrically as  $A + (C - A)t$ 
  - at time  $t=0$ , point at  $A$
  - at time  $t=1$ , point at  $C$





# Inside/outside?

- Test A, C against 6 walls ( $x=-1,1$ ;  $y=-1,1$ ;  $z=-1,1$ )
- There is an intersection if BCs have opposite signs. i.e. if either
  - A is outside ( $< 0$ ), C is inside ( $> 0$ ) or
  - A inside ( $> 0$ ), C outside ( $< 0$ )
- Edge intersects with plane at some  $t_{hit}$  between  $[0,1]$





# Calculating hit time ( $t_{hit}$ )

- How to calculate  $t_{hit}$ ?
- Represent an edge  $t$  as:

$$Edge(t) = ((Ax + (Cx - Ax)t, (Ay + (Cy - Ay)t, (Az + (Cz - Az)t, (Aw + (Cw - Aw)t)$$

- E.g. If  $x = 1$ ,

$$\frac{Ax + (Cx - Ax)t}{Aw + (Cw - Aw)t} = 1$$

- Solving for  $t$  above,

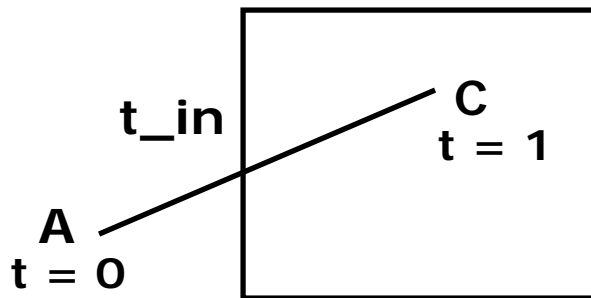
$$t = \frac{Aw - Ax}{(Aw - Ax) - (Cw - Cx)}$$



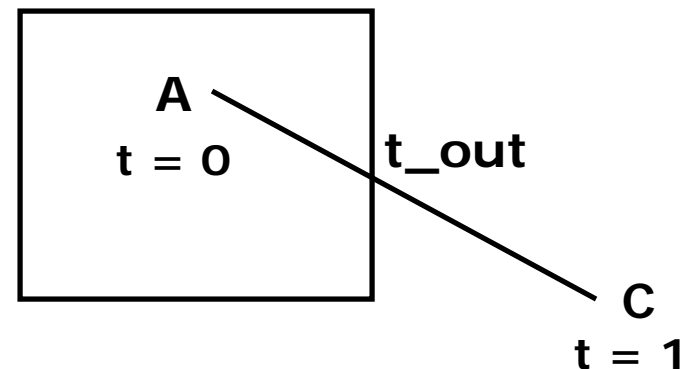
# Inside/outside?

- $t_{\text{hit}}$  can be “entering ( $t_{\text{in}}$ )” or “leaving ( $t_{\text{out}}$ )”
- Define: “entering” if A outside, C inside
  - Why? As  $t$  goes  $[0-1]$ , edge goes from outside (at A) to inside (at C)
- Define “leaving” if A inside, C outside
  - Why? As  $t$  goes  $[0-1]$ , edge goes from inside (at A) to outside (at C)

Entering



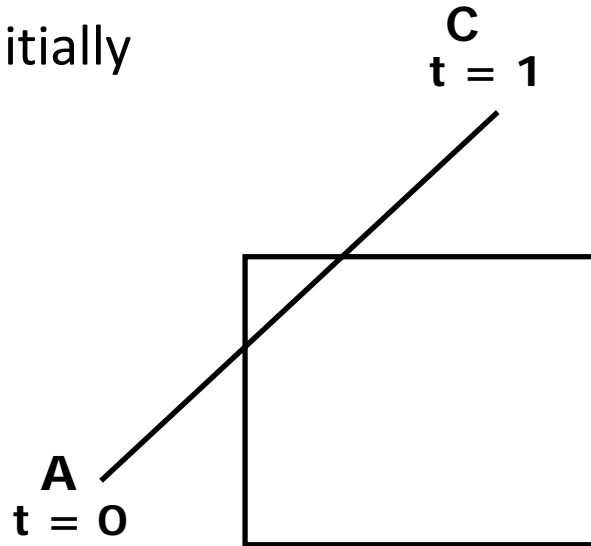
Leaving





# Chop step by Step against 6 planes

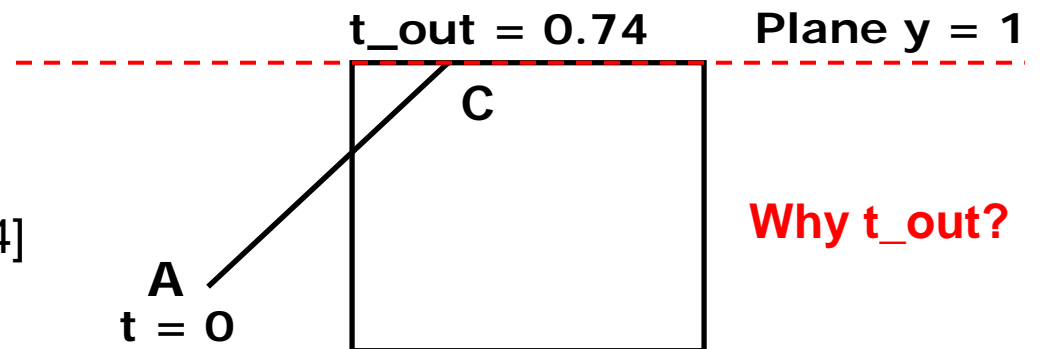
- Initially



$t_{in} = 0, \quad t_{out} = 1$   
Candidate Interval (CI) = [0 to 1]

- Chop against each of 6 planes

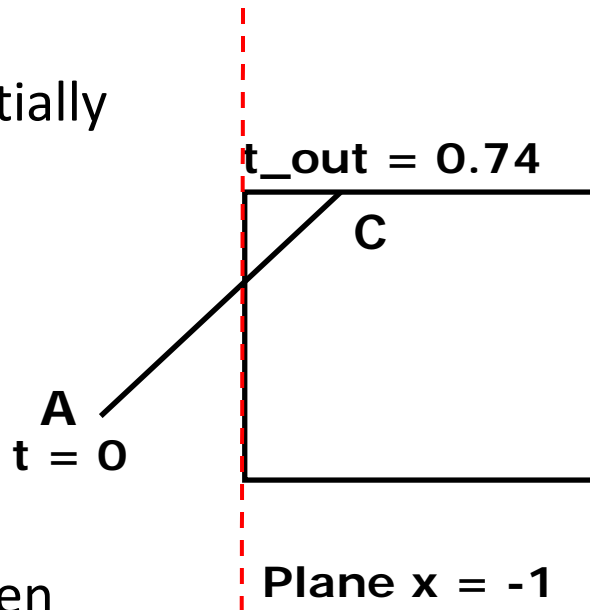
$t_{in} = 0, \quad t_{out} = 0.74$   
Candidate Interval (CI) = [0 to 0.74]





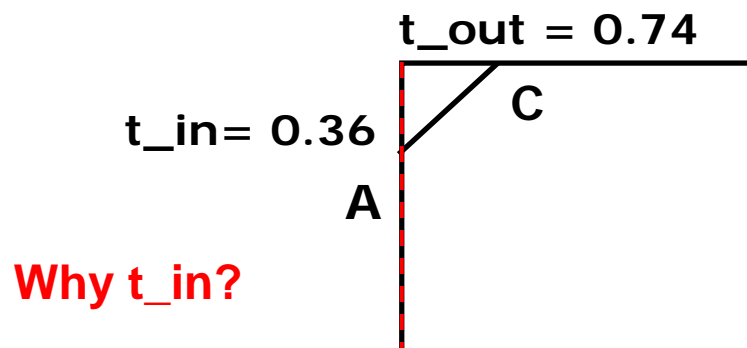
# Chop step by Step against 6 planes

- Initially



$t_{in} = 0, \quad t_{out} = 0.74$   
Candidate Interval (CI) = [0 to 0.74]

- Then



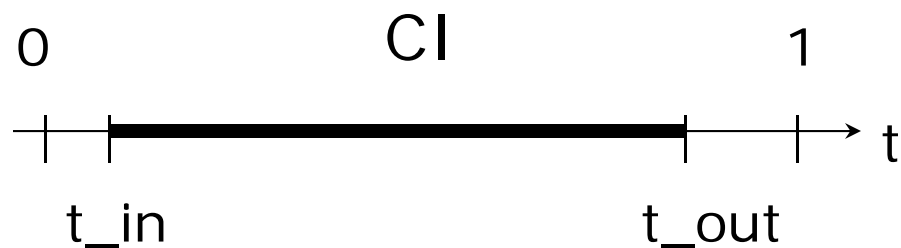
Why  $t_{in}$ ?

$t_{in} = 0.36, \quad t_{out} = 0.74$   
Candidate Interval (CI) CI = [0.36 to 0.74]



# Candidate Interval

- Candidate Interval (CI): time interval during which edge might still be inside CVV. i.e.  $CI = t_{in}$  to  $t_{out}$
- Initialize CI to  $[0,1]$
- For each of 6 planes, calculate  $t_{in}$  or  $t_{out}$ , shrink CI




- Conversely: values of  $t$  outside CI = edge is outside CVV



# Shortening Candidate Interval

- **Algorithm:**
  - Test for trivial accept/reject (stop if either occurs)
  - Set CI to  $[0,1]$
  - For each of 6 planes:
    - Find hit time  $t_{hit}$
    - If  $t_{in}$ , new  $t_{in} = \max(t_{in}, t_{hit})$
    - If  $t_{out}$ , new  $t_{out} = \min(t_{out}, t_{hit})$
    - If  $t_{in} > t_{out} \Rightarrow$  exit (no valid intersections)

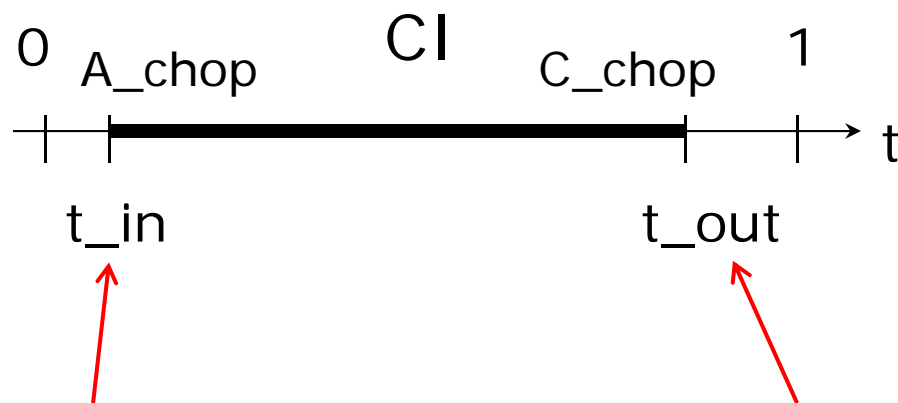


**Note:** seeking smallest valid CI without  $t_{in}$  crossing  $t_{out}$



# Calculate chopped A and C

- If valid  $t_{in}$ ,  $t_{out}$ , calculate adjusted edge endpoints A, C as
- $A_{chop} = A + t_{in} ( C - A )$  (calculate for  $A_x, A_y, A_z$ )
- $C_{chop} = A + t_{out} ( C - A )$  (calculate for  $C_x, C_y, C_z$ )








# 3D Clipping Implementation

- Function clipEdge( )
- Input: two points A and C (in homogenous coordinates)
- Output:
  - 0, if AC lies **complete outside** CVV
  - 1, **complete inside** CVV
  - Returns clipped A and C otherwise
- Calculate 6 BCs for A, 6 for C





# Store BCs as Outcodes

- Use outcodes to track in/out
  - Number walls  $x = +1, -1$ ;  $y = +1, -1$ , and  $z = +1, -1$  as 0 to 5
  - Bit  $i$  of A's **outcode** = 1 if A is outside  $i$ th wall
  - 1 otherwise
- **Example:** outcode for point outside walls 1, 2, 5

Wall no.	0	1	2	3	4	5
OutCode	0	1	1	0	0	1

Three red arrows point upwards to the OutCode values 1, 1, and 1 in the second row, corresponding to wall numbers 1, 2, and 5.



# Trivial Accept/Reject using Outcodes

- **Trivial accept:** inside (not outside) any walls

Wall no.	0	1	2	3	4	5
A Outcode	0	0	0	0	0	0
C OutCode	0	0	0	0	0	0

Logical bitwise test:  $A | C == 0$

- **Trivial reject:** point outside **same** wall. Example Both A and C outside wall 1

Wall no.	0	1	2	3	4	5
A Outcode	0	1	0	0	1	0
C OutCode	0	1	1	0	0	0

Logical bitwise test:  $A \& C != 0$



# 3D Clipping Implementation

- Compute BCs for A,C store as outcodes
- Test A, C outcodes for trivial accept, trivial reject
- If not trivial accept/reject, for each wall:
  - Compute tHit
  - Update t\_in, t\_out
  - If  $t_{in} > t_{out}$ , early exit



# 3D Clipping Pseudocode

```
int clipEdge(Point4& A, Point4& C)
{
    double tIn = 0.0, tOut = 1.0, tHit;
    double aBC[6], cBC[6];
    int aOutcode = 0, cOutcode = 0;

    .....find BCs for A and C
    .....form outcodes for A and C

    if((aOutCode & cOutcode) != 0) // trivial reject
        return 0;
    if((aOutCode | cOutcode) == 0) // trivial accept
        return 1;
```

# 3D Clipping Pseudocode



```
for(i=0;i<6;i++) // clip against each plane
{
    if(cBC[i] < 0) // C is outside wall i (exit so tOut)
    {
        tHit = aBC[i]/(aBC[i] - cBC[i]); // calculate tHit
        tOut = MIN(tOut, tHit);
    }
    else if(aBC[i] < 0) // A is outside wall i (enters so tIn)
    {
        tHit = aBC[i]/(aBC[i] - cBC[i]); // calculate tHit
        tIn = MAX(tIn, tHit);
    }
    if(tIn > tOut) return 0; // CI is empty: early out
}
```

$$t = \frac{A_w - A_x}{(A_w - A_x) - (C_w - C_x)}$$



# 3D Clipping Pseudocode

```
Point4 tmp; // stores homogeneous coordinates
If(aOutcode != 0) // A is outside: tIn has changed. Calculate A_chop
{
    tmp.x = A.x + tIn * (C.x - A.x);
    // do same for y, z, and w components
}
If(cOutcode != 0) // C is outside: tOut has changed. Calculate C_chop
{
    C.x = A.x + tOut * (C.x - A.x);
    // do same for y, z and w components
}
A = tmp;
Return 1; // some of the edges lie inside CVV
}
```



# Polygon Clipping

- Not as simple as line segment clipping
  - Clipping a line segment yields at most one line segment
  - Clipping a polygon can yield multiple polygons



- Clipping a convex polygon can yield at most one other polygon





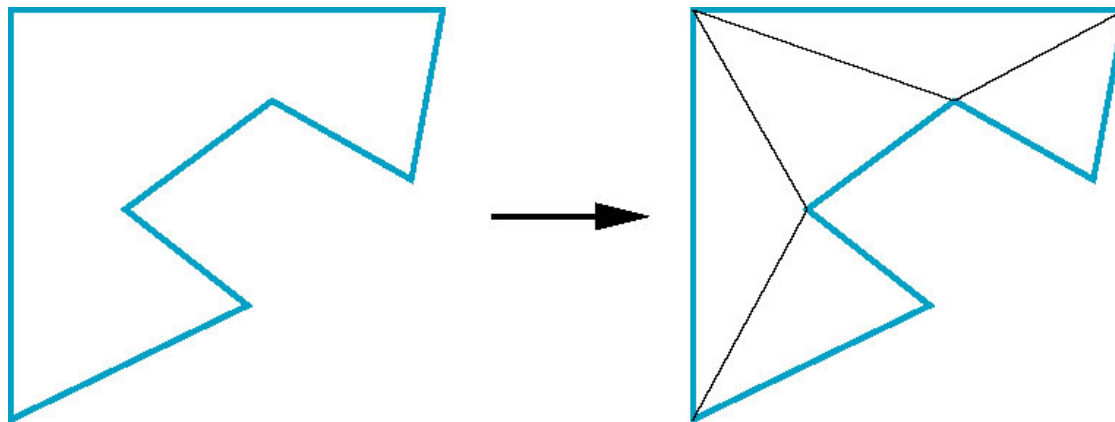
# Clipping Polygons

- Need more sophisticated algorithms to handle polygons:
  - *Sutherland-Hodgman*: any a given polygon against a **convex** clip polygon (or window)
  - *Weiler-Atherton*: Both subject polygon and clip polygon can be **concave**



# Tessellation and Convexity

- One strategy is to replace nonconvex (*concave*) polygons with a set of triangular polygons (a *tessellation*)
- Also makes fill easier





## References

- Angel and Shreiner, Interactive Computer Graphics, 6<sup>th</sup> edition
- Hill and Kelley, Computer Graphics using OpenGL, 3<sup>rd</sup> edition