


CS 525M Mobile and Ubiquitous Computing

Tutorial 2: Installing Android Studio by Bucky Roberts (thenewboston)


Emmanuel Agu





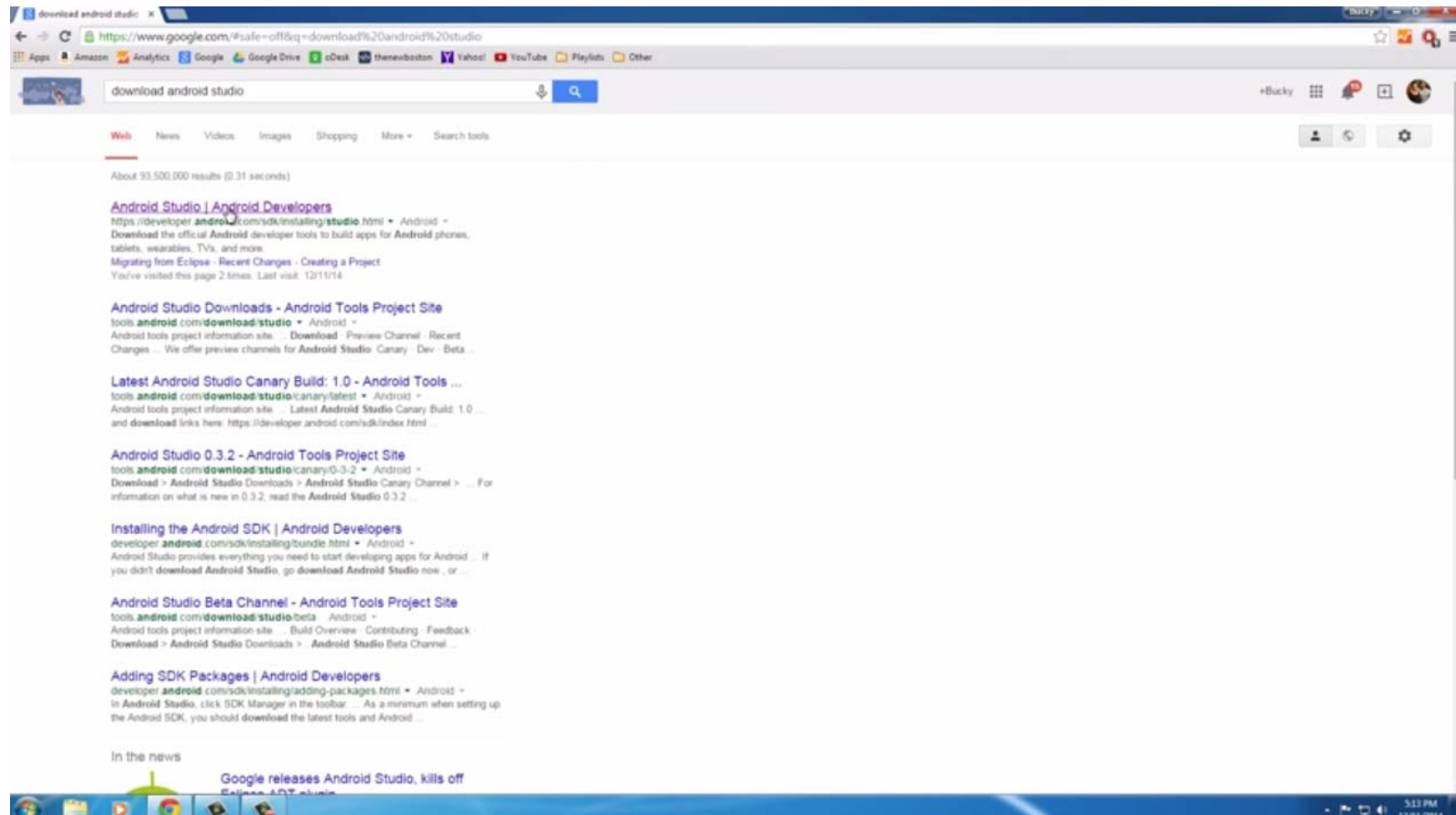
Tutorial 2: Installing Android Studio

- Bucky Roberts, Android App Development for Beginners - 2 – Installing Android Studio [5:34 mins]
 - <https://www.youtube.com/watch?v=zEsDwzjPJ5c>
- Quick overview of installing Android Studio
- Main Steps:
 - Google Search to find “Android Studio Download Page”
 - Download Android Studio Installer
 - Run Android Studio Installer
 - Run SDK manager
 - Install additional uninstalled packages



Find Android Studio to Download

- Google “Download Android Studio”
- Typically “Android Studio” is first link. Click on it





Download Android Studio

The screenshot shows the Android Developers website with the following navigation and content:

- Top navigation: Developers (dropdown), Design, Develop (highlighted), Distribute. Search and menu icons are on the right.
- Secondary navigation: Training, API Guides, Reference, Tools (highlighted), Google Services, Samples.
- Left sidebar menu:
 - Download (expanded)
 - Installing the SDK
 - Adding SDK Packages
 - Android Studio (dropdown)
 - Workflow (dropdown)
 - Tools Help (dropdown)
 - Build System (dropdown)
 - Support Library (dropdown)
 - Revisions (dropdown)
 - NDK (dropdown)
 - ADK (dropdown)
 - Eclipse with ADT (dropdown)

The main content area features a large banner for Android Studio with the following elements:

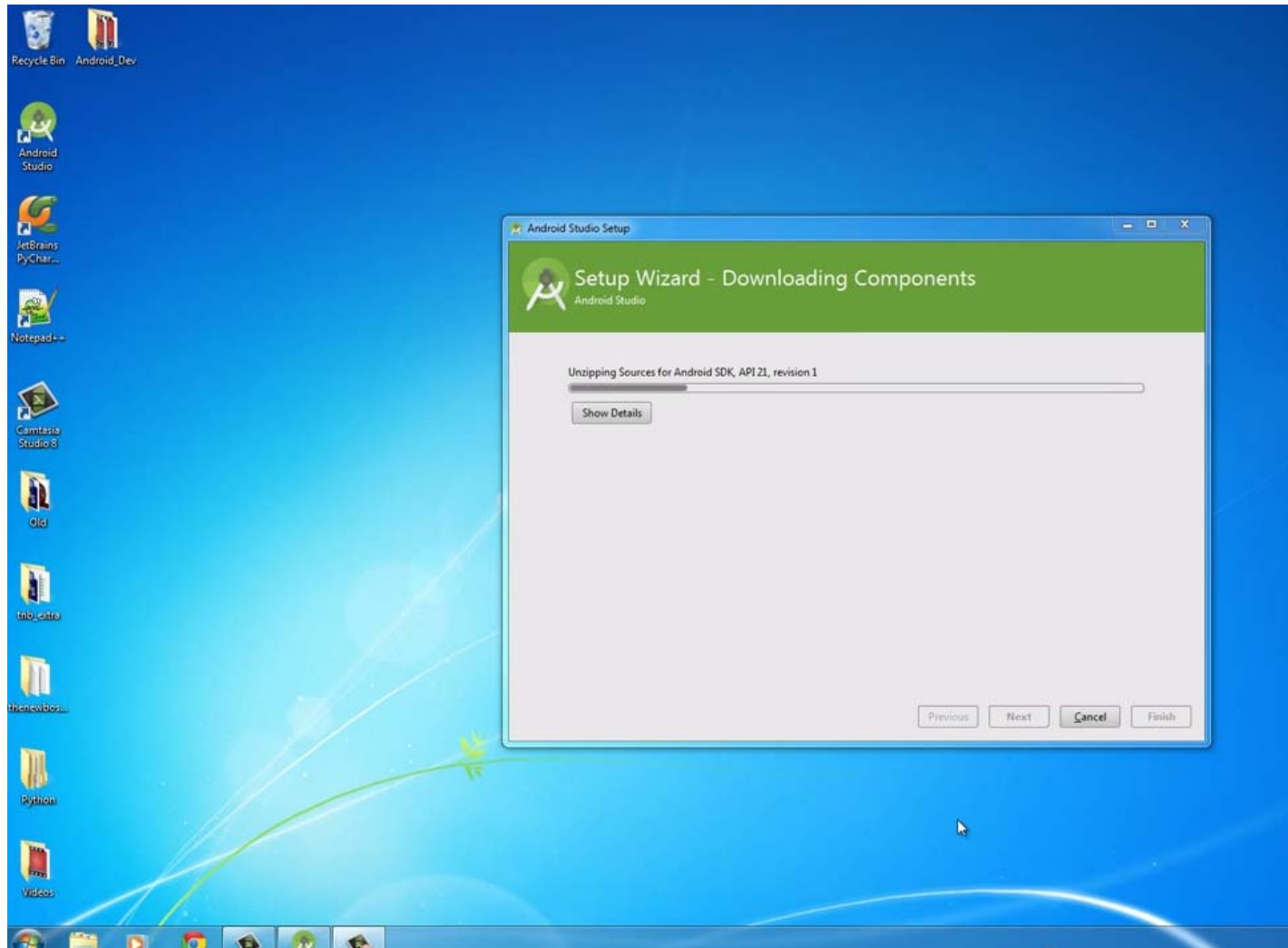

- Logo: Android Studio
- Text: "The official Android IDE"
- Image: A laptop displaying the Android Studio IDE interface with a smartphone emulator on the right.
- List of items:
 - Android Studio IDE
 - Android SDK tools
 - Android 5.0 (Lollipop) Platform
 - Android 5.0 emulator system image with Google APIs
- Green button: "Download Android Studio for Windows" (highlighted with a red arrow).
- Additional links:
 - System Requirements
 - Other Download Options
 - Migrating to Android Studio
 - Take a Survey

Below the banner, the text "Intelligent code editor" is displayed above a small image of the IDE's code editor. At the bottom right, the text "At the core of Android Studio is" is visible.

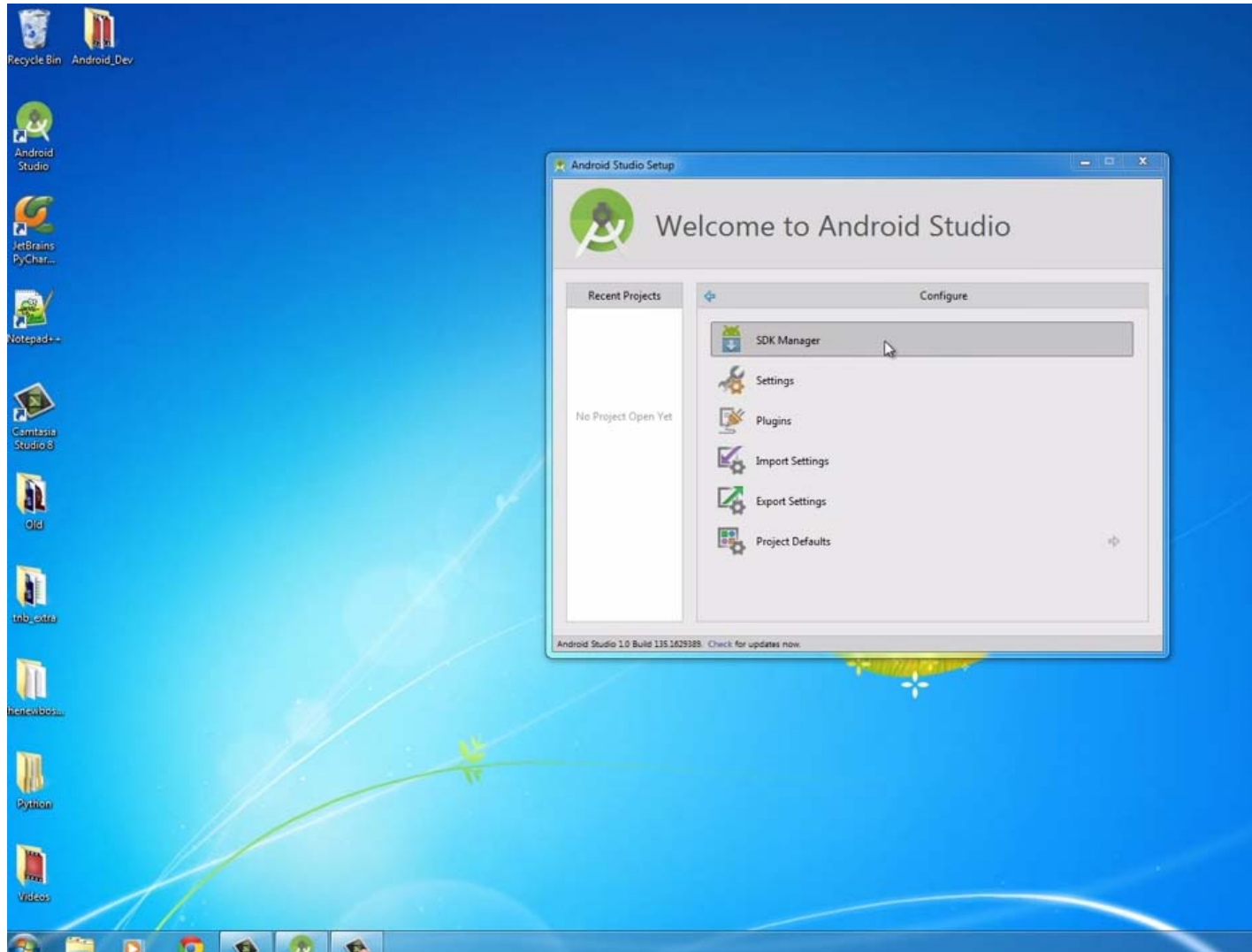

Run Android Studio Installer



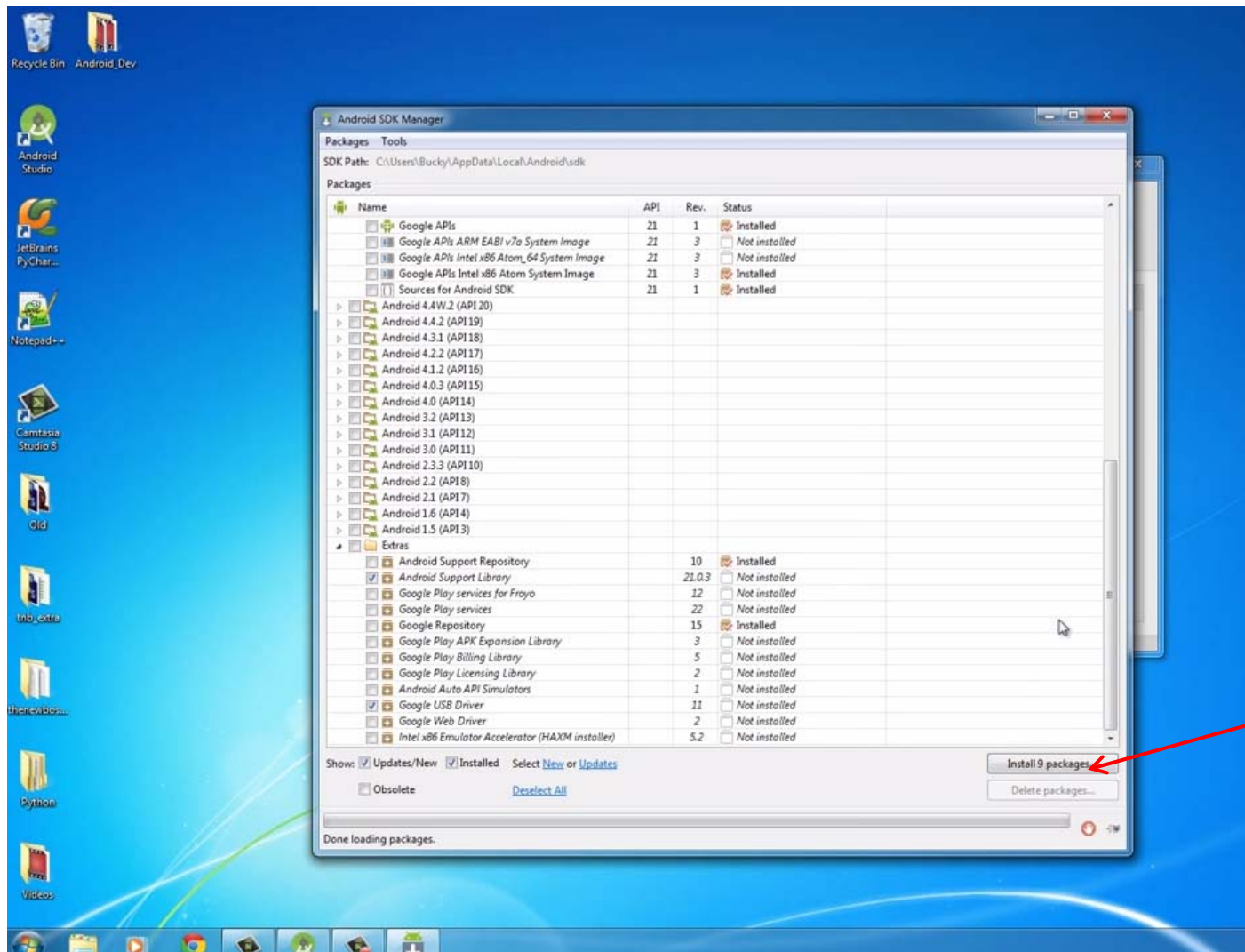

Run Android Studio Installer




Run Android SDK Manager



Install Android Studio Packages



Install additional packages



References

- Bucky Roberts, Android App Development for Beginners - 2 – Installing Android Studio [5:34 mins]
 - <https://www.youtube.com/watch?v=zEsDwzjPJ5c>