


# Computer Graphics (CS 543)

## Lecture 7c: Per-Vertex lighting, Shading and Per-Fragment lighting

---

Prof Emmanuel Agu

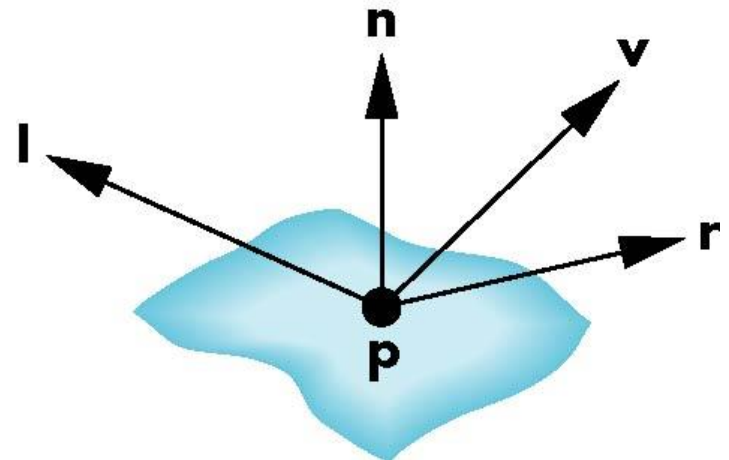
*Computer Science Dept.  
Worcester Polytechnic Institute (WPI)*



# Computation of Vectors



- To calculate lighting at vertex  $P$   
Need  **$l$** ,  **$n$** ,  **$r$**  and  **$v$**  vectors at vertex  $P$
- User specifies:
  - Light position
  - Viewer (camera) position
  - Vertex (mesh position)
- **$l$** : Light position – vertex position
- **$v$** : Viewer position – vertex position
- **$n$** : Newell method
- Normalize all vectors!





# Specifying a Point Light Source

- For each light source component, set RGBA
- alpha = transparency

```
vec4 diffuse0 =vec4(1.0, 0.0, 0.0, 1.0);  
vec4 ambient0 = vec4(1.0, 0.0, 0.0, 1.0);  
vec4 specular0 = vec4(1.0, 0.0, 0.0, 1.0);  
vec4 light0_pos =vec4(1.0, 2.0, 3,0, 1.0);
```

Red      Green      Blue      Alpha

x      y      z      w

- Set position is in homogeneous coordinates

```
vec4 light0_pos =vec4(1.0, 2.0, 3,0, 1.0);
```

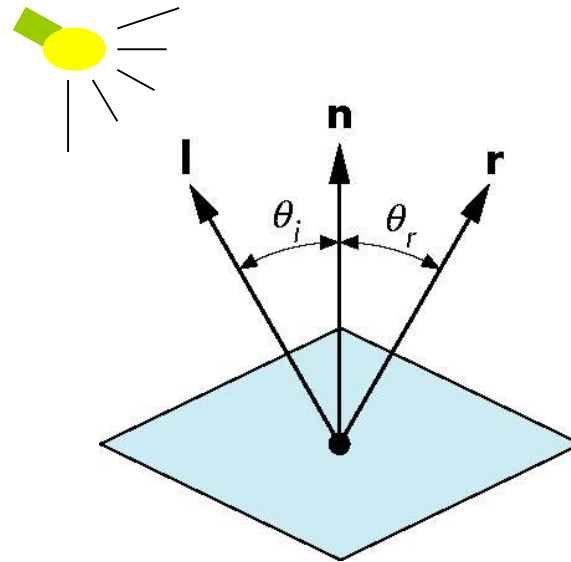
x      y      z      w



# Recall: Mirror Direction Vector $\mathbf{r}$

- Can compute  $\mathbf{r}$  from  $\mathbf{l}$  and  $\mathbf{n}$
- $\mathbf{l}$ ,  $\mathbf{n}$  and  $\mathbf{r}$  are co-planar

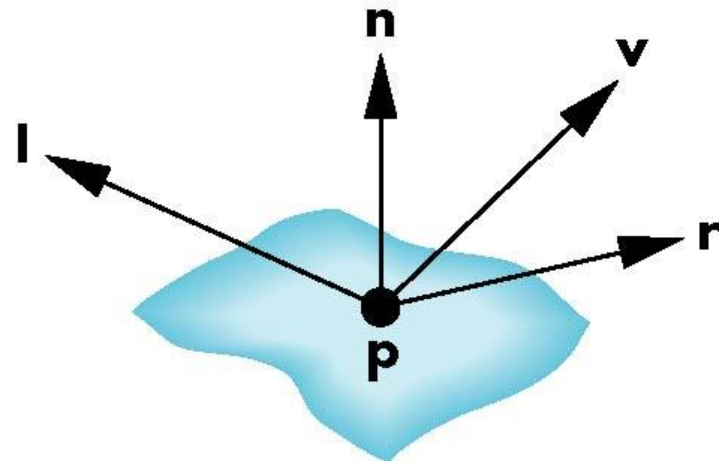
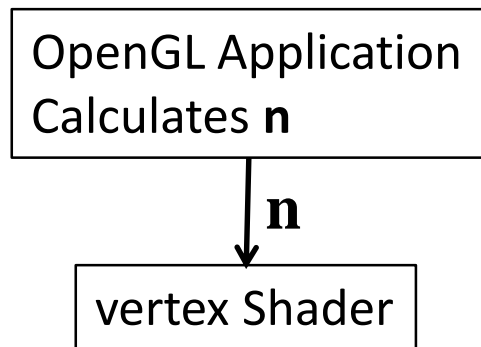
$$\mathbf{r} = 2 (\mathbf{l} \cdot \mathbf{n}) \mathbf{n} - \mathbf{l}$$





# Finding Normal, $\mathbf{n}$

- Normal calculation in application. E.g. Newell method
- Passed to vertex shader





# Material Properties

- Normal, material, shading functions now **deprecated**
  - (glNormal, glMaterial, glLight) **deprecated**
- Specify material properties of scene object ambient, diffuse, specular (RGBA)
- w component gives opacity (transparency)
- **Default?** all surfaces are opaque

```
                Red      Green      Blue      Opacity
                ↓        ↓         ↓         ↓
vec4 ambient = vec4(0.2, 0.2, 0.2, 1.0);
vec4 diffuse  = vec4(1.0, 0.8, 0.0, 1.0);
vec4 specular = vec4(1.0, 1.0, 1.0, 1.0);
GLfloat shine = 100.0
```

Material Shininess  
(alpha in specular)

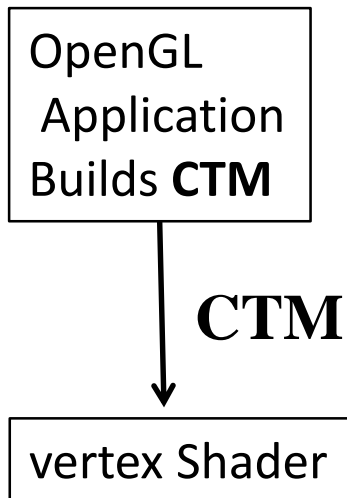


# Recall: CTM Matrix passed into Shader

- **Recall:** CTM matrix concatenated in application

mat4 **ctm** = ctm \* LookAt(vec4 eye, vec4 at, vec4 up);

- CTM matrix passed in contains object transform + Camera
- Connected to matrix **ModelView** in shader



```
in vec4 vPosition;
Uniform mat4 ModelView ; ← CTM passed in

main( )
{
    // Transform vertex position into eye coordinates
    vec3 pos = (ModelView * vPosition).xyz;
    .....
}
```

# Per-Vertex Lighting: Declare Variables



**Note: Phong lighting calculated at EACH VERTEX!!**

**// vertex shader**

in vec4 vPosition;

in vec3 vNormal;

out vec4 color; //vertex shade

Ambient, diffuse, specular  
(light \* reflectivity) specified by user

// light and material properties

uniform vec4 AmbientProduct, DiffuseProduct, SpecularProduct;

uniform mat4 ModelView;

uniform mat4 Projection;

uniform vec4 LightPosition;  $k_a I_a$

$k_d I_d$

$k_s I_s$

uniform float Shininess;

exponent of specular term



# Per-Vertex Lighting: Compute Vectors



- CTM transforms vertex position into eye coordinates
  - Eye coordinates? Object, light distances measured from eye

```
void main( )  
{
```

```
// Transform vertex position into eye coordinates
```

```
vec3 pos = (ModelView * vPosition).xyz;
```

```
vec3 L = normalize( LightPosition.xyz - pos ); // light Vector
```

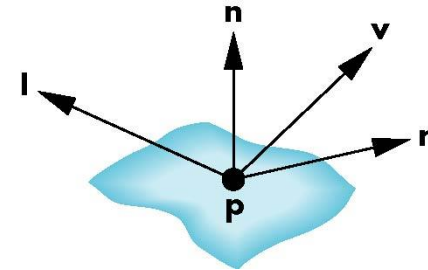
```
vec3 E = normalize( -pos ); // view Vector
```

```
vec3 H = normalize( L + E ); // halfway Vector
```


```
// Transform vertex normal into eye coordinates
```

```
vec3 N = normalize( ModelView*vec4(vNormal, 0.0) ).xyz;
```

**GLSL normalize function**



# Per-Vertex Lighting: Calculate Components



// Compute terms in the illumination equation

vec4 ambient = AmbientProduct; ←  $k_a I_a$

float cos\_theta = max( dot(L, N), 0.0 );

vec4 diffuse = cos\_theta \* DiffuseProduct; ←  $k_d I_d \mathbf{l} \cdot \mathbf{n}$

float cos\_phi = pow( max(dot(N, H), 0.0), Shininess );

vec4 specular = cos\_phi \* SpecularProduct; ←  $k_s I_s (\mathbf{n} \cdot \mathbf{h})^\beta$

if( dot(L, N) < 0.0 ) specular = vec4(0.0, 0.0, 0.0, 1.0);

gl\_Position = Projection \* ModelView \* vPosition;

color = ambient + diffuse + specular;

color.a = 1.0;

}

$$\mathbf{I} = k_a I_a + k_d I_d \mathbf{l} \cdot \mathbf{n} + k_s I_s (\mathbf{n} \cdot \mathbf{h})^\beta$$



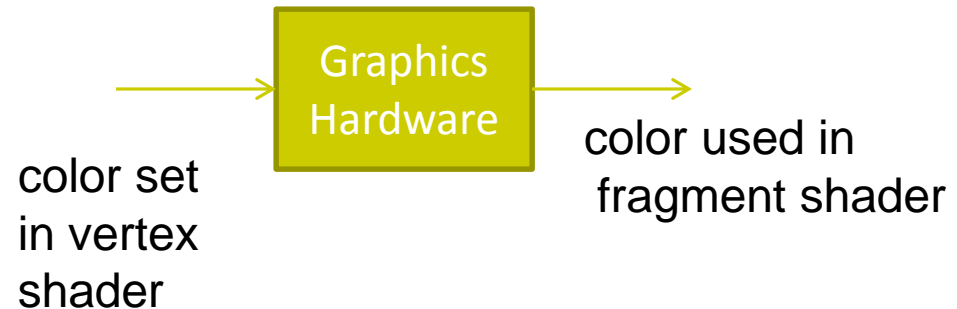
# Per-Vertex Lighting Shaders IV

```
// in vertex shader, we declared color as out, set it
```

```
.....  
color = ambient + diffuse + specular;  
color.a = 1.0;  
}
```

```
// in fragment shader (  
in vec4 color;
```

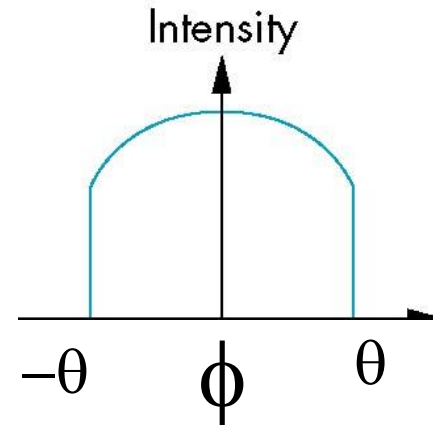
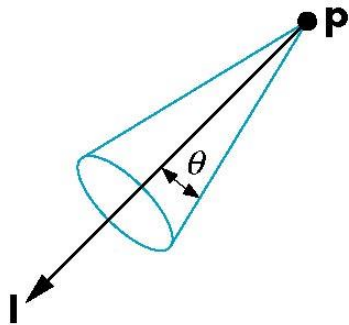
```
void main()  
{  
    gl_FragColor = color;  
}
```



# Spotlights



- Derive from point source
  - **Direction I** (of lobe center)
  - **Cutoff:** No light outside  $\theta$
  - **Attenuation:** Proportional to  $\cos^\alpha \phi$



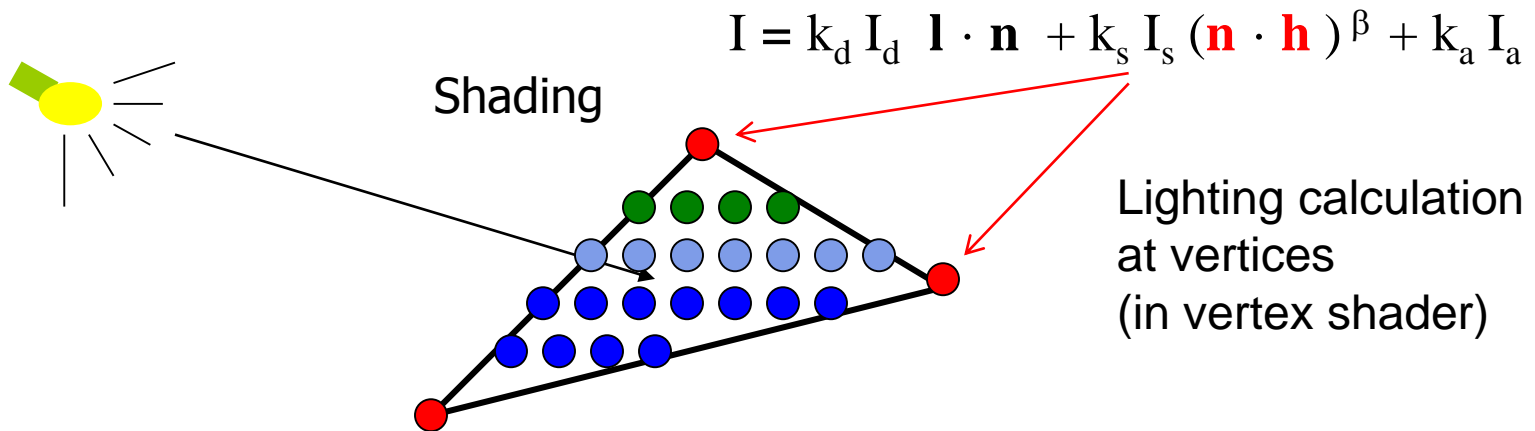


# Shading



# Shading?

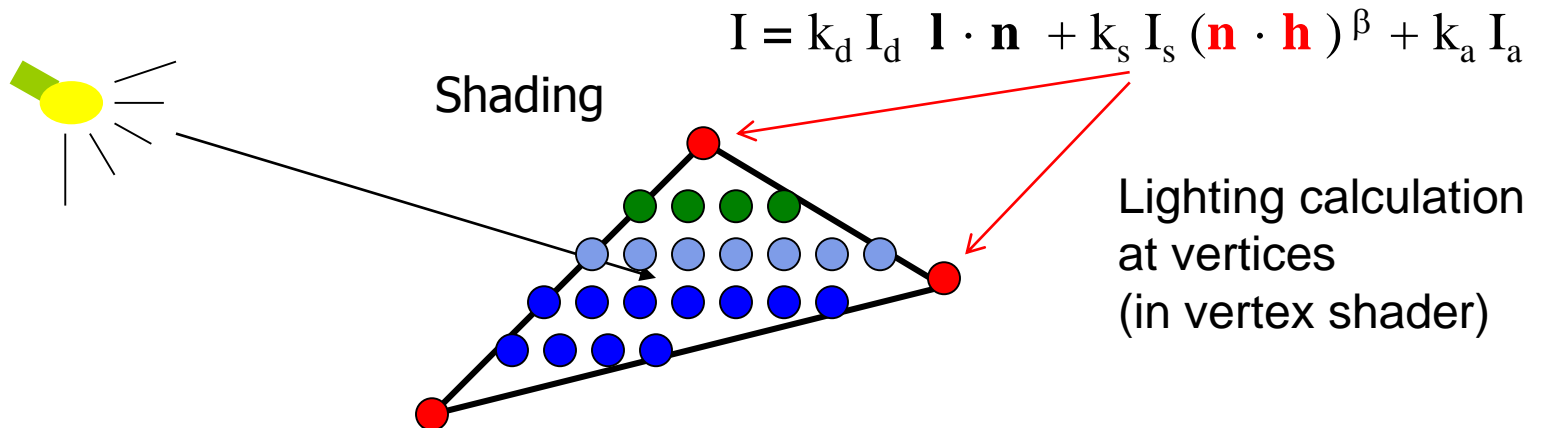
- After triangle is rasterized/drawn
  - Per-vertex lighting calculation means we know color of pixels at vertices (**red dots**)
- Shading determines color of interior surface pixels



# Shading?



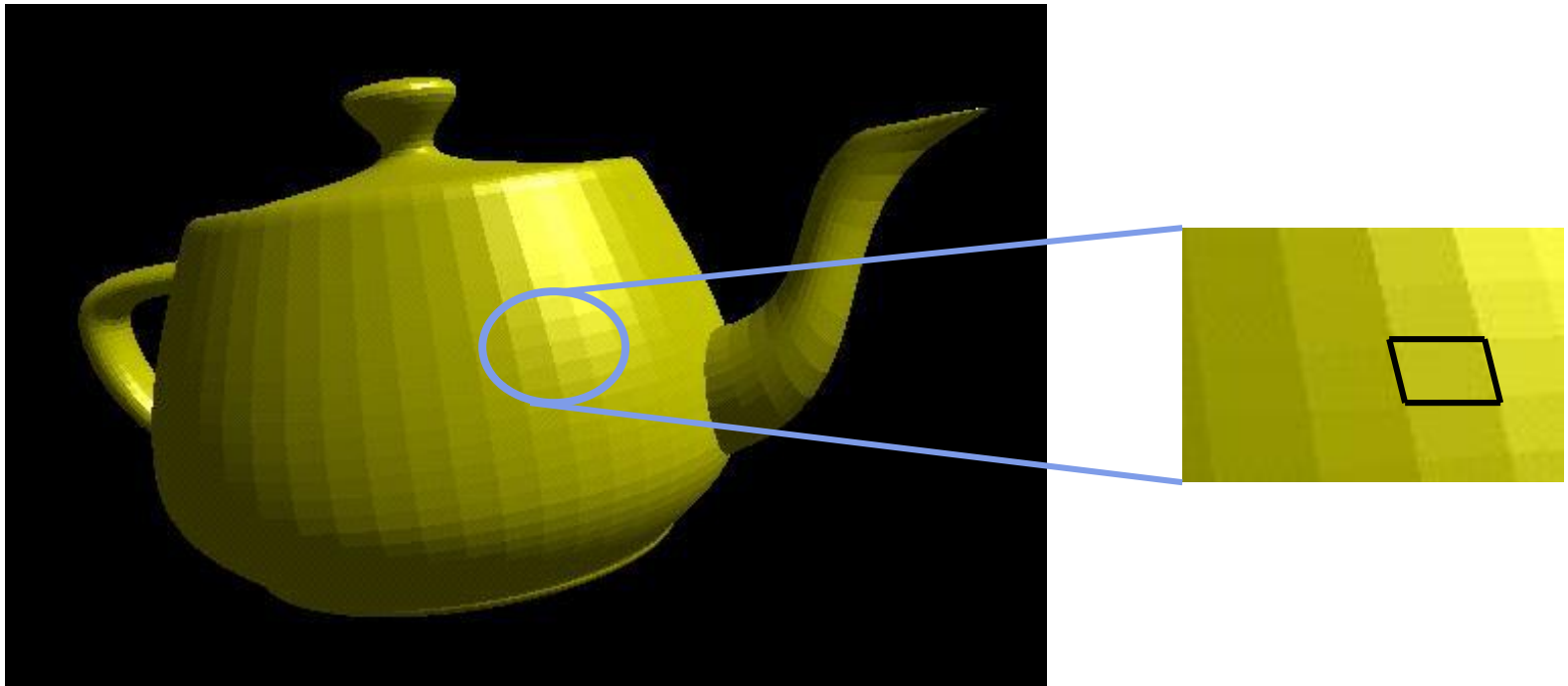
- Two types of shading
  - Assume linear change => interpolate (Smooth shading)
  - No interpolation (Flat shading)





# Flat Shading

- compute lighting once for each face, assign color to whole face
- Benefit: Fast!!

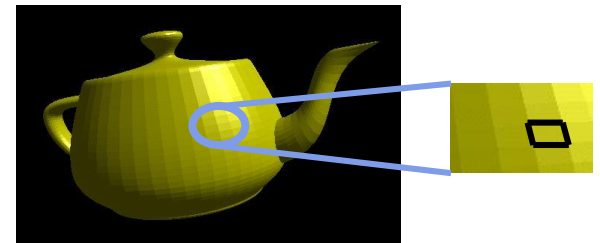




# Flat shading



- Used when:
  - Polygon is small enough
  - Light source is far away (why?)
  - Eye is very far away (why?)

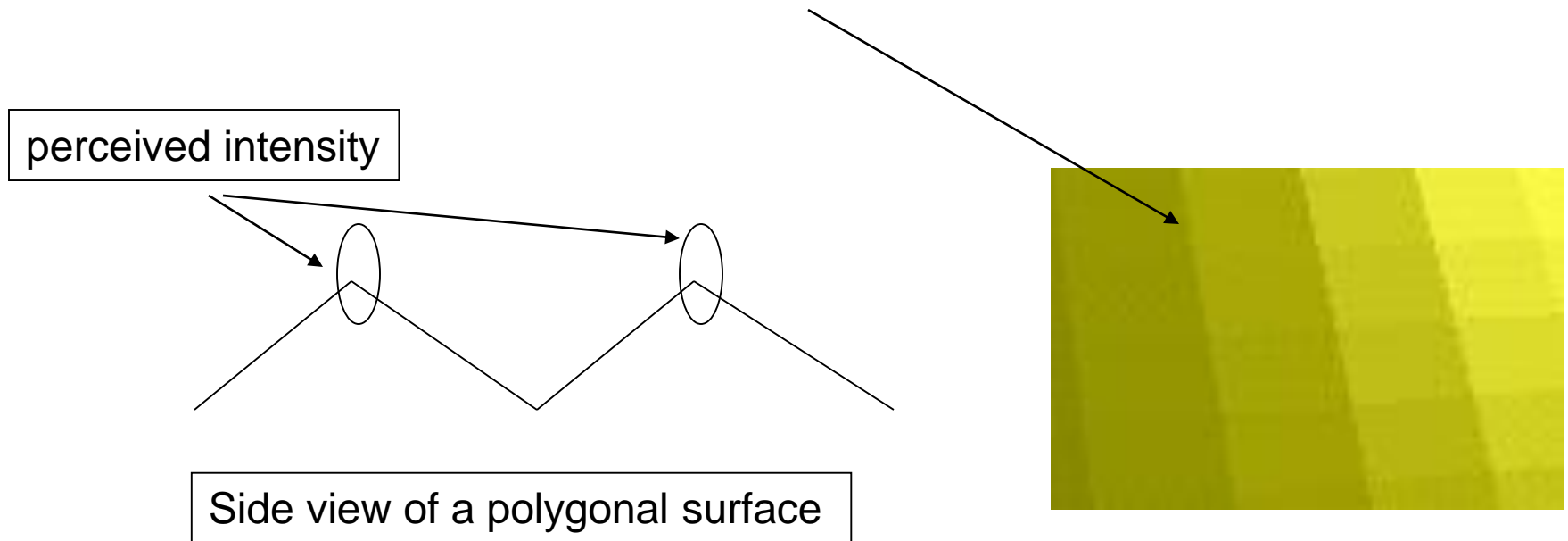


- Previous OpenGL command: `glShadeModel(GL_FLAT)`  
**deprecated!**



# Mach Band Effect


- Flat shading suffers from “mach band effect”
- Mach band effect – human eyes amplify discontinuity at the boundary






# Smooth shading

- Fix mach band effect – remove edge discontinuity
- Compute lighting for more points on each face
- 2 popular methods:
  - Gouraud shading
  - Phong shading



**Flat shading**

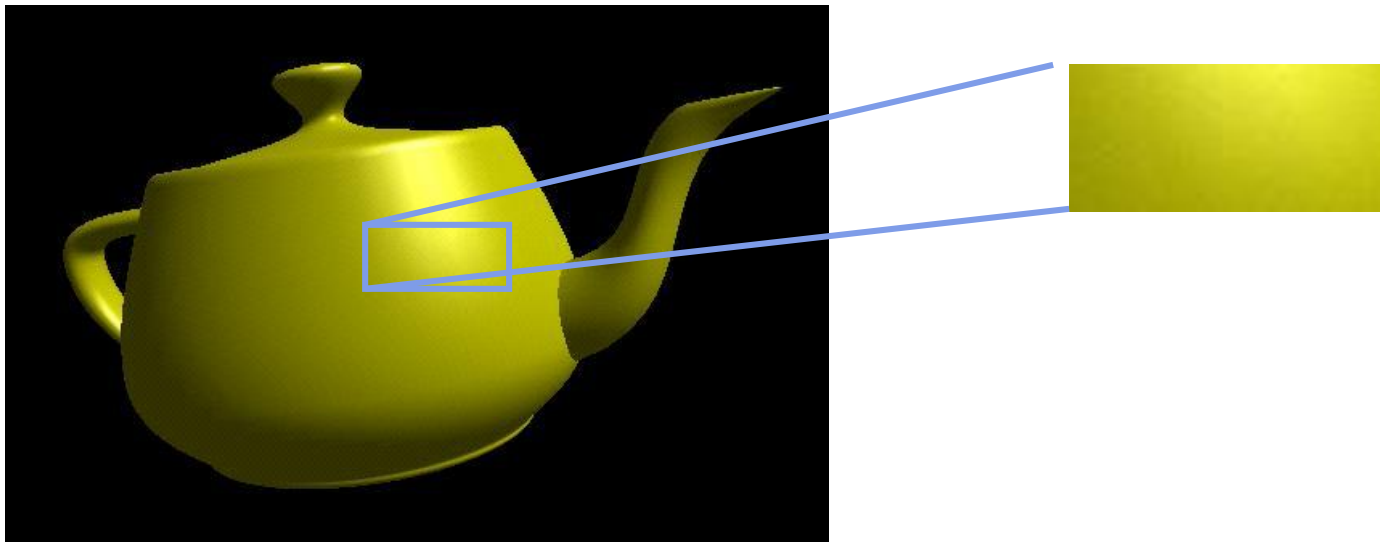


**Smooth shading**



# Gouraud Shading

- Lighting calculated for each polygon vertex
- Colors are **interpolated** for interior pixels
- Interpolation? Assume linear change across face
- Gouraud shading (interpolation) is OpenGL default





# Flat Shading Implementation

- Default is **smooth shading**
- Colors set in vertex shader interpolated
- **Flat shading?** Prevent color interpolation
- In vertex shader, add keyword **flat** to output **color**

```
flat out vec4 color; //vertex shade
```

```
.....
```

```
color = ambient + diffuse + specular;
```

```
color.a = 1.0;
```



# Flat Shading Implementation

- Also, in fragment shader, add keyword **flat** to color received from vertex shader

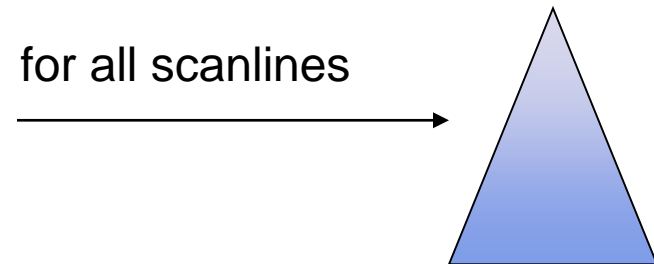
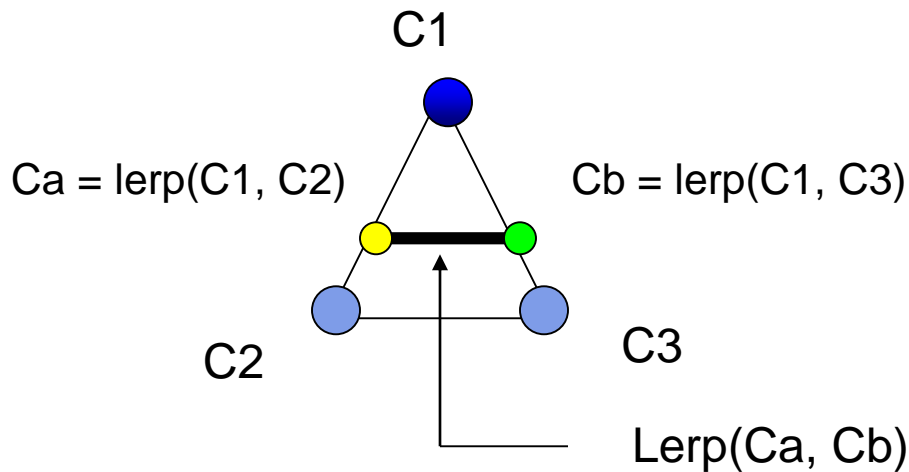
**flat** in vec4 color;

```
void main()
{
    gl_FragColor = color;
}
```

# Gouraud Shading



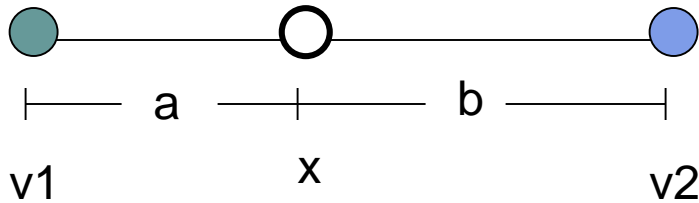
- Compute vertex color in vertex shader
- Shade interior pixels: vertex color **interpolation**



\* lerp: linear interpolation

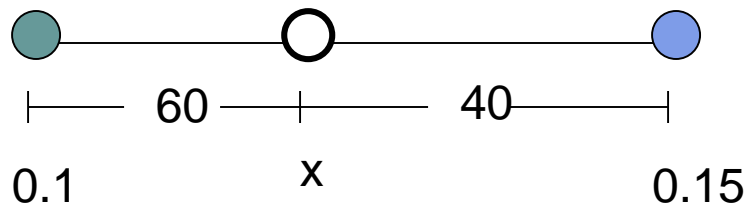


# Linear interpolation Example



$$x = \frac{b}{(a+b)} * v1 + \frac{a}{(a+b)} * v2$$

- If  $a = 60$ ,  $b = 40$
- RGB color at  $v1 = (0.1, 0.4, 0.2)$
- RGB color at  $v2 = (0.15, 0.3, 0.5)$
- Red value of  $v1 = 0.1$ , red value of  $v2 = 0.15$



$$\begin{aligned} \text{Red value of } x &= 40 / 100 * 0.1 + 60 / 100 * 0.15 \\ &= 0.04 + 0.09 = 0.13 \end{aligned}$$

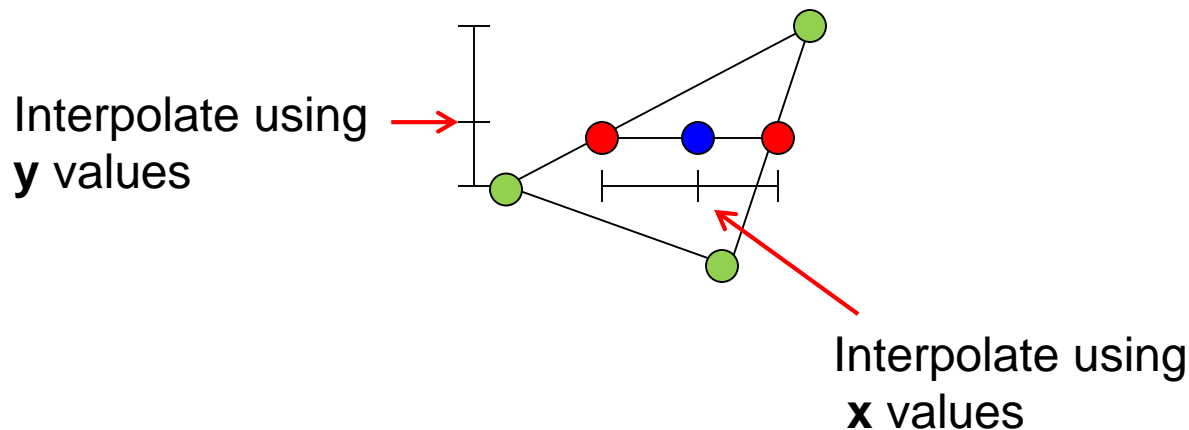
Similar calculations for Green and Blue values





# Gouraud Shading

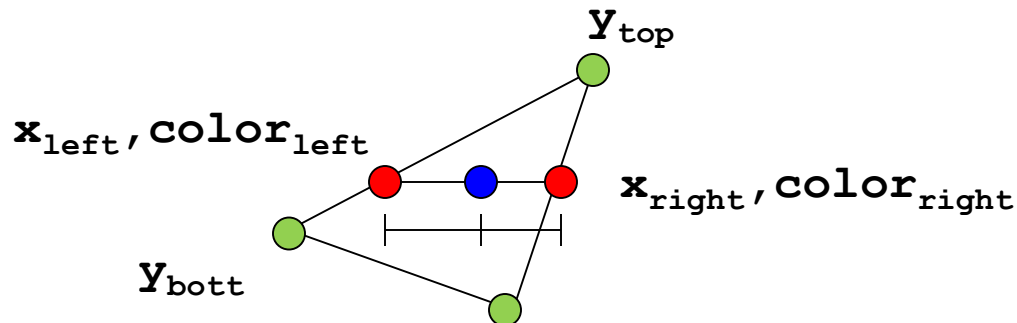
- Interpolate triangle color
  1. Interpolate **y distance** of end points (**green dots**) to get color of two end points in scanline (**red dots**)
  2. Interpolate **x distance** of two ends of scanline (**red dots**) to get color of pixel (**blue dot**)





# Gouraud Shading Function (Pg. 433 of Hill)

```
for(int y = ybott; y < ytop; y++) // for each scan line
{
    find xleft and xright
    find colorleft and colorright
    colorinc = (colorright - colorleft) / (xright - xleft)
    for(int x = xleft, c = colorleft; x < xright; x++, c+ = colorinc)
    {
        put c into the pixel at (x, y)
    }
}
```





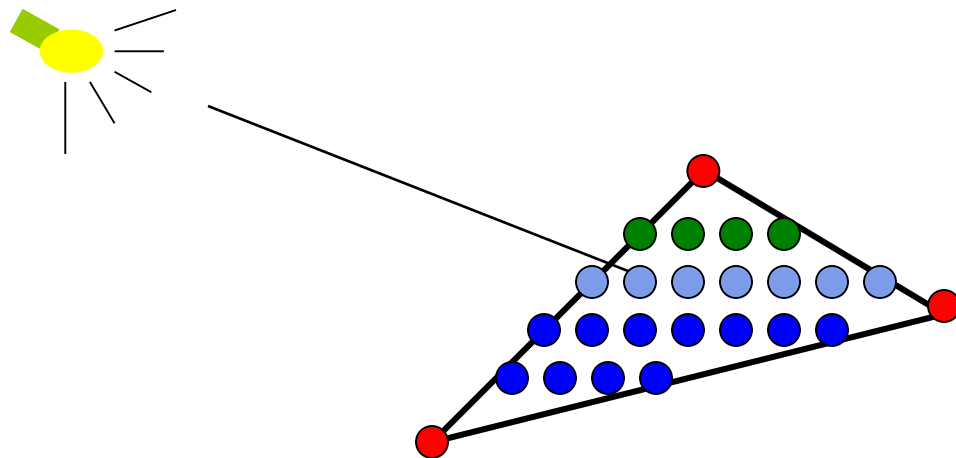
# Gouraud Shading Implementation

- Vertex lighting interpolated across entire face pixels if passed to fragment shader in following way

1. **Vertex shader:** Calculate output color in vertex shader, Declare output vertex color as **out**

$$I = k_d I_d \mathbf{l} \cdot \mathbf{n} + k_s I_s (\mathbf{n} \cdot \mathbf{h})^\beta + k_a I_a$$

2. **Fragment shader:** Declare color as **in**, use it, already interpolated!!

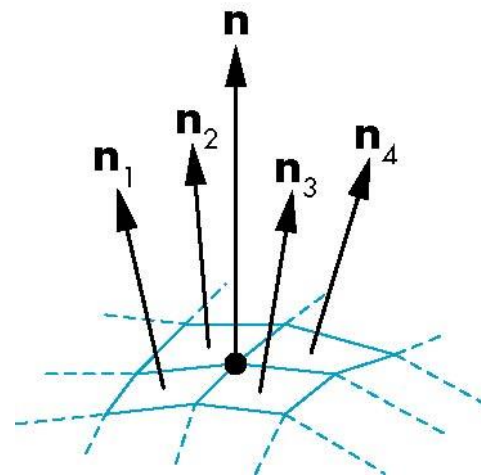





# Calculating Normals for Meshes

- For meshes, already know how to calculate face normals (e.g. Using Newell method)
- For polygonal models, Gouraud proposed using average of normals around a mesh vertex

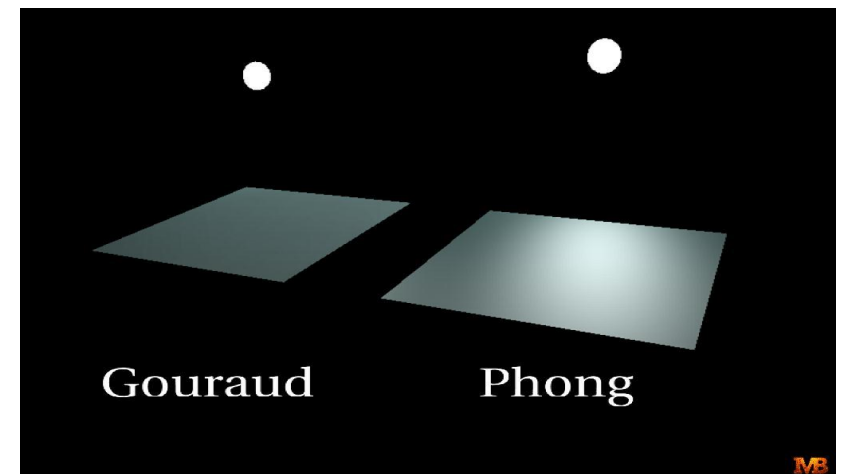
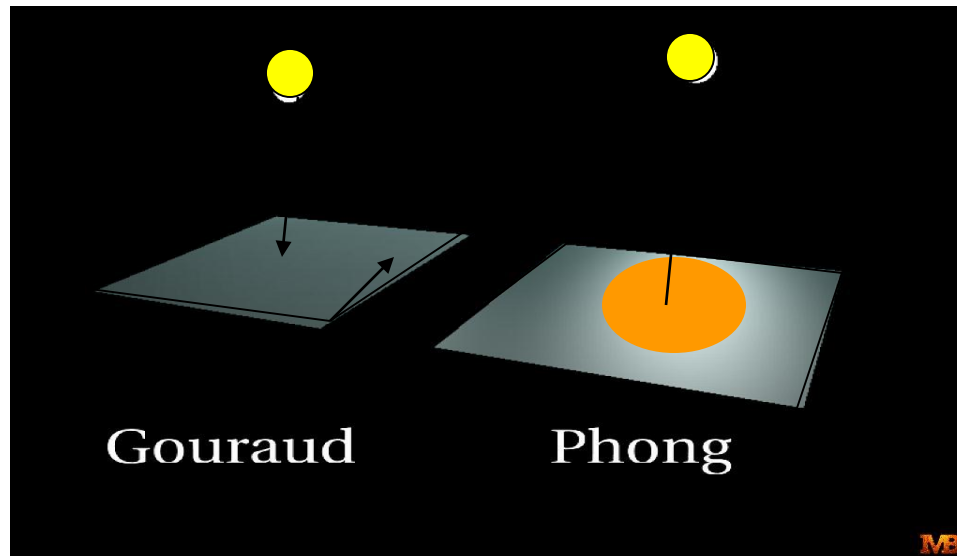
$$\mathbf{n} = (\mathbf{n}_1 + \mathbf{n}_2 + \mathbf{n}_3 + \mathbf{n}_4) / |\mathbf{n}_1 + \mathbf{n}_2 + \mathbf{n}_3 + \mathbf{n}_4|$$





# Gouraud Shading Problem

- Assumes linear change across face
- If polygon mesh surfaces have high curvatures, Gouraud shading in polygon interior can be inaccurate
- Phong shading fixes, this, look smooth



# Phong Shading

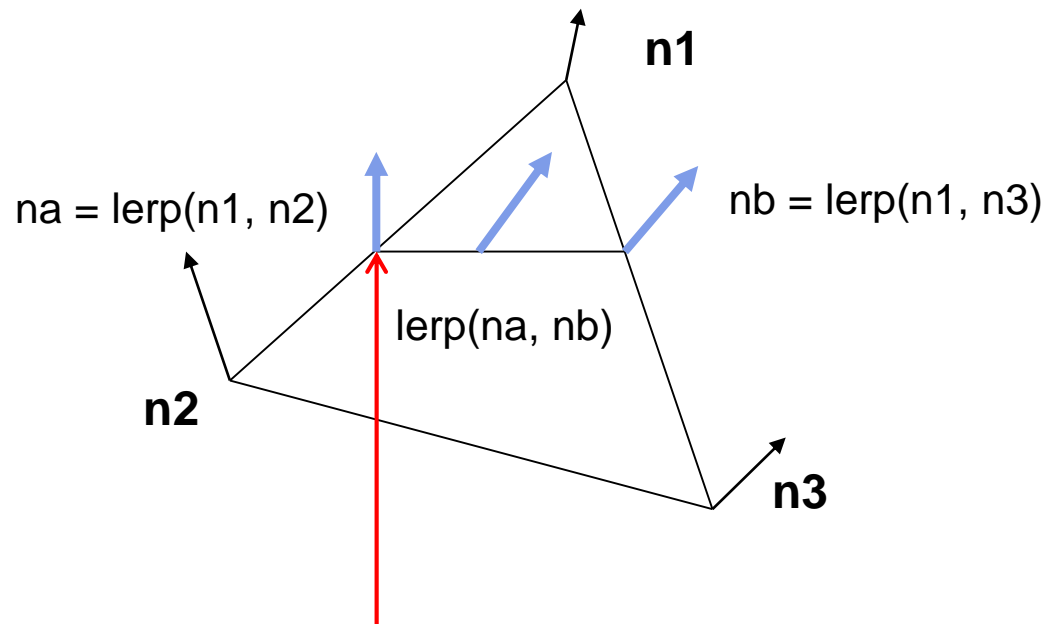


- Phong shading computes lighting in fragment shader
- Need vectors **n, l, v, r** for each pixels – not provided by user
- Instead of interpolating vertex color
  - Interpolate **vertex normal and vectors**
  - Use pixel **vertex normal and vectors** to calculate Phong lighting at pixel (**per pixel lighting**)



# Phong Shading (Per Fragment)

- Normal interpolation (also interpolate  $l, v$ )



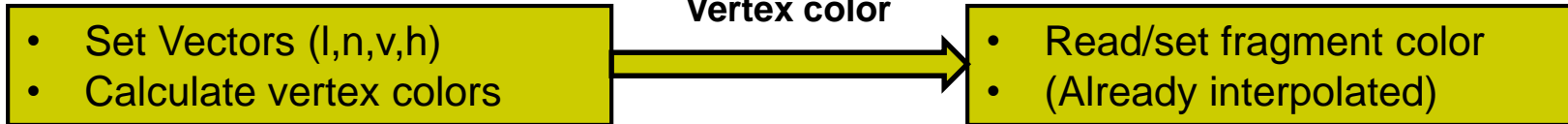
At each pixel, need to interpolate  
Normals ( $n$ ) and vectors  $v$  and  $l$

# Gouraud Vs Phong Shading Comparison



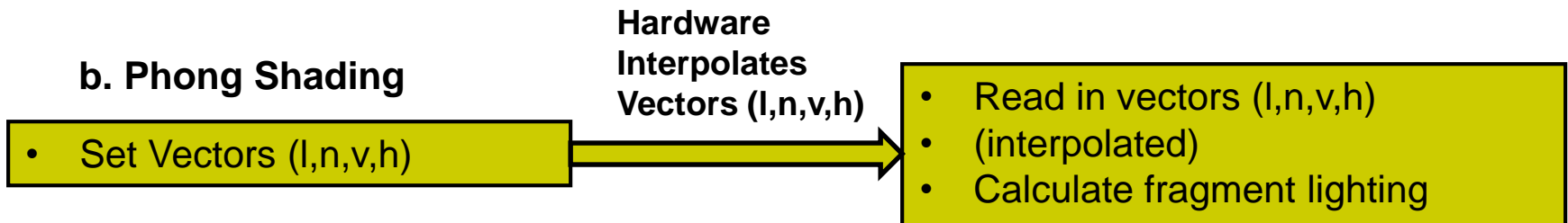
- Phong shading:
  - Set up vectors (l,n,v,h) in vertex shader
  - Move lighting calculation to fragment shaders

## a. Gouraud Shading



$$I = k_d I_d \mathbf{l} \cdot \mathbf{n} + k_s I_s (\mathbf{n} \cdot \mathbf{h})^\beta + k_a I_a$$

## b. Phong Shading



$$I = k_d I_d \mathbf{l} \cdot \mathbf{n} + k_s I_s (\mathbf{n} \cdot \mathbf{h})^\beta + k_a I_a$$



# Per-Fragment Lighting Shaders I



**// vertex shader**

```
in vec4 vPosition;  
in vec3 vNormal;
```

// output values that will be interpolated per-fragment

```
out vec3 fN;  
out vec3 fE;  
out vec3 fL;
```

← Declare variables **n**, **v**, **l** as **out** in vertex shader

```
uniform mat4 ModelView;  
uniform vec4 LightPosition;  
uniform mat4 Projection;
```

# Per-Fragment Lighting Shaders II



```
void main()
```

```
{  
    fN = vNormal;  
    fE = -vPosition.xyz; ← Set variables n, v, l in vertex shader  
    fL = LightPosition.xyz;
```

```
    if( LightPosition.w != 0.0 ) {  
        fL = LightPosition.xyz - vPosition.xyz;  
    }
```

```
    gl_Position = Projection*ModelView*vPosition;  
}
```

# Per-Fragment Lighting Shaders III



**// fragment shader**

// per-fragment interpolated values from the vertex shader

```
in vec3 fN;  
in vec3 fL;  
in vec3 fE;
```

← Declare vectors n, v, l as **in** in fragment shader  
(**Hardware interpolates these vectors**)

```
uniform vec4 AmbientProduct, DiffuseProduct, SpecularProduct;  
uniform mat4 ModelView;  
uniform vec4 LightPosition;  
uniform float Shininess;
```



# Per-Fragment Lighting Shaders IV

```
void main()
{
    // Normalize the input lighting vectors

    vec3 N = normalize(fN);
    vec3 E = normalize(fE); ← Use interpolated variables n, v, l
    vec3 L = normalize(fL);   in fragment shader

    vec3 H = normalize( L + E ); ←
    vec4 ambient = AmbientProduct;
```

$$I = k_d I_d \mathbf{l} \cdot \mathbf{n} + k_s I_s (\mathbf{n} \cdot \mathbf{h})^\beta + k_a I_a$$



# Per-Fragment Lighting Shaders V


```
float Kd = max(dot(L, N), 0.0); ← Use interpolated variables n, v, l  
    vec4 diffuse = Kd*DiffuseProduct;    in fragment shader  
  
float Ks = pow(max(dot(N, H), 0.0), Shininess);  
    vec4 specular = Ks*SpecularProduct;  
  
// discard the specular highlight if the light's behind the vertex  
if( dot(L, N) < 0.0 )  
    specular = vec4(0.0, 0.0, 0.0, 1.0);  
  
gl_FragColor = ambient + diffuse + specular;  
gl_FragColor.a = 1.0;  
}
```

$$I = k_d I_d \mathbf{l} \cdot \mathbf{n} + k_s I_s (\mathbf{n} \cdot \mathbf{h})^\beta + k_a I_a$$



# Toon (or Cel) Shading

- Non-Photorealistic (NPR) effect
- Shade in bands of color





# Toon (or Cel) Shading

- How?
- Consider  $(\mathbf{l} \cdot \mathbf{n})$  diffuse term (or  $\cos \theta$ ) term

$$I = k_d I_d \mathbf{l} \cdot \mathbf{n} + k_s I_s (\mathbf{n} \cdot \mathbf{h})^\beta + k_a I_a$$

- Clamp values to **min value of ranges** to get toon shading effect

$\mathbf{l} \cdot \mathbf{n}$	Value used
Between 0.75 and 1	0.75
Between 0.5 and 0.75	0.5
Between 0.25 and 0.5	0.25
Between 0.0 and 0.25	0.0



# References

- Interactive Computer Graphics (6<sup>th</sup> edition), Angel and Shreiner
- Computer Graphics using OpenGL (3<sup>rd</sup> edition), Hill and Kelley