



IMGD 1001: The Game Art Pipeline



(Visual) Artistic Courses

- AR 1100. Essentials of Art.
- AR 1101. Digital Imaging and Computer Art.
- IMGD/AR 2101. 3D Modeling.
- IMGD/AR 2200. The Art of Animation.
- IMGD 2005. Machinima.
- IMGD 3500. Artistic Game Development I.
- IMGD 4500. Artistic Game Development II.
- (AR 2yyyy. Digital Painting)

IMGD 1001

2



Introduction

- "The computer artist is modern-day alchemist"
-- Matthew Omernick
 - Turn polygons and pixels into wondrous worlds
- Sources of inspiration
 - Playing games!
 - How can make fun game if not having fun yourself?
 - The real world
 - The real world is always more interesting than anything we can make up

IMGD 1001

3

Based on Foreword, *Creating the Art of the Game*, by Matthew Omernick



Introduction: Remember the Constraints

- Year 2098, Macrosoft will release FunStation 3000, 14 million terabytes of RAM, quantum-holographic drive with near infinite storage, processors at the speed of light
 - Game developers complain not fast enough
- Game artists must be creative *inside confines of technology*
 - All disciplines: engineering, design, sound
 - But often constraints biggest on artist

IMGD 1001

4

Based on Foreword, *Creating the Art of the Game*, by Matthew Omernick



Outline

- The art pipeline (this deck)
- Concept art
- 2D Art
 - Animation
 - Tiles
- 3D Art
 - Modeling
 - Texturing
 - Lighting

IMGD 1001

5



What's a Pipeline?

- *In the pipeline*
 - *Informal.* in the process of being developed, provided, or completed; in the works; under way. (Random House)
- For our purposes
 - The sequence of operations required to move art assets from concept to the finished product
- The Art pipeline
 - 2D: Concept, Creation, Conversion
 - 3D: Concept, Creation (modeling, texturing, lighting), Conversion
 - Asset management

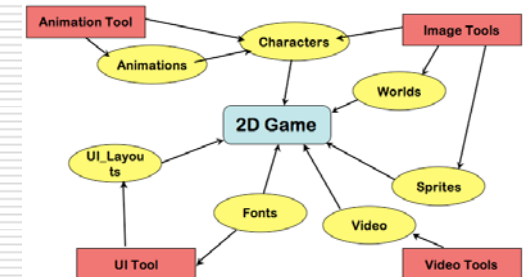
IMGD 1001

6

Types of 2D Art

- These are created with tools:
 - User Interface (UI)
 - Sprites, tiles, and other pixel art
 - Type and fonts
- These need a pipeline:
 - Character art
 - Scenery / worlds
 - Characters
 - Animation
 - Video

2D Asset Creation



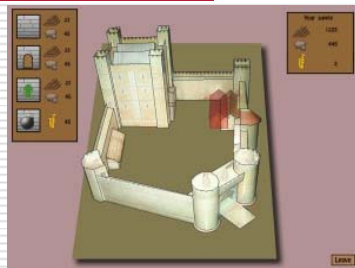
2D Pipeline (1 of 3): *Concept*

- Sketches
 - Napkin-style
 - Detailed design treatments
 - Prototypes

"Napkin-style" Concept Art




2D UI Prototype



designersnotebook.com

Paper UI Prototype



boxesandarrows.com

WPI


2D Pipeline (2 of 3): *Creation*

- Commercial / third party tools:
 - Photoshop, The Gimp, sprite editors, HTML/browsers, Flash...
- Homegrown tools
 - Specialized animation systems
 - Tools that simulate key game features (UI layout tool, etc.)
 - The game engine

IMGD 1001 13

WPI

Assets for 2D Animation (1 of 3)




eberlein.org/euphoria

IMGD 1001 14

WPI

Assets for 2D Animation (2 of 3)




cvrpg.com

IMGD 1001 15

WPI

Assets for 2D Animation (3 of 3)



aniway.com

IMGD 1001 16

WPI

2D Pipeline (3 of 3): *Conversion*

- Putting the assets into the final form
 - File type conversion
 - PSD to TGA / JPG, for example
 - Compression
 - Collection (zip files, pak files, etc.)
 - Testing in the game
 - Debug / fix

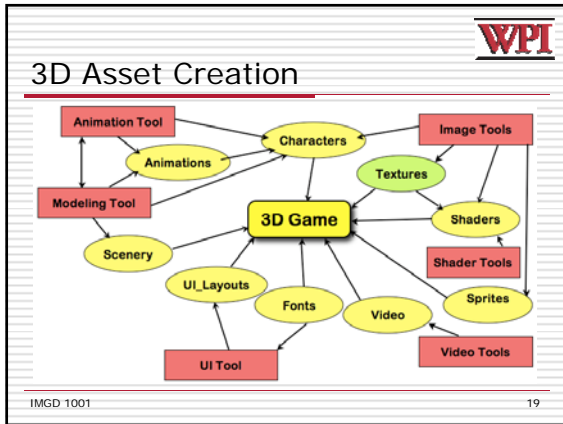
IMGD 1001 17

WPI


Group Exercise

- Break into your project groups
- At the top of a piece of paper, *each person* writes the description (text) of a visual concept for a character/item/object in your game (3-4 minutes)
 - About 1 small paragraph
- Rotate papers among group
- In the middle of the paper, draw a concept art sketch based on the text (5 minutes)
- Pass back to the original person
- Provide feedback (verbally), and briefly in text on bottom (2-3 minutes)
- (Hand in)



IMGD 1001 18



- WPI**
- ### 3D Pipeline (1 of 4): *Concept*
- Sketches
 - *Napkin-style*
 - *Detailed design treatments*
 - *Prototypes*
 - Maquettes (a small scale model)
 - Animation sketches / flipbooks
 - Mockup models
 - Texture mockups
 - Architectural layout
- IMGD 1001 20



- WPI**
- ### 3D Pipeline (2 of 4): *Creation*
- Commercial / third party tools:
 - *Photoshop, The Gimp, sprite editors, HTML/browsers, Flash...*
 - 3D tools: 3D Studio Max, Maya, Lightwave, Blender
 - Homegrown tools
 - Specialized animation systems
 - Tools that simulate key game features (UI layout tool, etc.)
 - The game engine
 - Exporters / plugins
- IMGD 1001 22



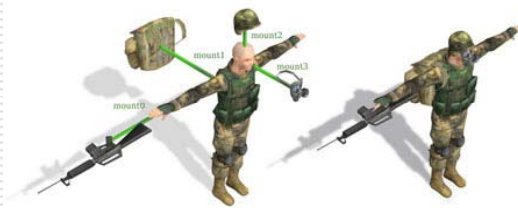
3D Pipeline (3 of 4): *Texturing*

- Animation systems
 - Motion capture
 - Third party tools
 - Homebuilt tools
- Texturing systems
- Shaders / surface tools
- Renderers / video systems

IMGD 1001

25

Texturing and Accessories




garagegames.com

IMGD 1001

26

A Model, Textured



zbrush

IMGD 1001

27

Character and a Skin (1 of 2)



secretlair.com

IMGD 1001

28

Character and a Skin (2 of 2)



cresswells.com

IMGD 1001

29

3D Pipeline (4 of 4): *Conversion*

- Export from modeling to custom formats
- Putting the assets into the final form
 - File type conversion
 - PSD to TGA / JPG, for example
 - Compression
 - Collection (zip files, pak files, etc.)
 - Testing in the game
 - Debug / fix

IMGD 1001

30

Asset Management

- How do you share the production process across time, space, and content creators?
 - Source code has many tools -- "solved"
 - Data/Art is harder
 - Not easily merged
 - Dependencies not obvious
 - Relationships complex
 - Some commercial systems are trying
 - Typically a combination of:
 - Homegrown tools
 - Convention and process