


IMGD 2905

Student Presentations

Why Give a Presentation?

- People fear public speaking
- But you *will* speak
 - For class, job interviews, work, ...
- Another skill to learn
 - Like designing game, coding, art ...
- A critical part of analytics
 - Dissemination
- Enjoy!

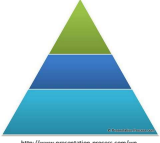


<http://www.salsolima.org/images/Presentation-de-la-Cigarette-Electronique.jpg>

Overview

- Presentation consists of 3 parts:

1. In-class presentation
2. Peer-critique
3. Reflection




<http://www.presentation-process.com/help-content/uploads/apply-quick-style-to-pyramid-image.jpg>

Details – In-Class Presentation

- Done 1 at a time (chosen at random)
- 3 minutes long
 - Slot is 4 minutes, so ~1 minute for oral critique +
- Content drawn from *projects* (e.g., Project 1)
- Think of two slides

<p>Methodology:</p> <ul style="list-style-type: none"> - what question asked - how gathered data - how analyzed 	<p>Chart:</p> <ul style="list-style-type: none"> - 1 chart - maybe numbers - <i>explain</i>
---	---



<http://www.lalacountyphd.gov/portal/45/presentation.jpg>

Talk Tips: Giving a Talk is Like ...

- Stuff you already know... planning, program design, writing, studying, learning ...
- Can read books
 - “How to Deliver a TED Talk” by Sinek
 - “Presentation Zen” by Reynolds
 - “The Art of the Explanation” by LeFever
- Watch Videos
 - “How to Give a TED Talk” by Smith
- Have some skills (e.g., can speak)
 - But need to refine and develop new skills
- Practice (this class!)

Toastmasters
 WPI Chapter



<https://goo.gl/yHURVE>

Talk Tips: Common Mistake – *Tension*

- Audience is on your side
 - They want you to succeed
 - Look at them during talk
- Butterflies are normal and good
- Plan, prune and practice so you can relax
- Messages
 - Focus on audience not you



http://www.arts.ac.uk/engineering_research/2007/12/20070208engineering_research_the_story_of_arts11.pdf

Talk Tips: Slides (1 of 3)

- Informs audience and focuses you
- Use slides
 - Support messages, say why there
- Not “busy”
- Size
- Don’t write what you will say
- Transitions
 - Physical movement of slides
 - Know what you will say

Talk Tips: Slides (2 of 3)

- Charts not tables
 - Complex figures are ok, but explain
 - Spend time
 - Describe axes, then trendlines, then results
 - Point to spots
- Tell them what to get (**messages**) from the figure!

Talk Tips: Slides (3 of 3)

<ul style="list-style-type: none"> • Good <ul style="list-style-type: none"> – terse – phrases – bullets – highlight key points – graphs – pictures 	<ul style="list-style-type: none"> • Bad <ul style="list-style-type: none"> – verbose – compound sentences – paragraphs – unlabeled graphs – tables of numbers
--	--

- *Revise, revise, revise!*

Talk Tips: Common Mistake – *Timing*

- Set pace for audience not you
- First few minutes
 - Why should they listen?
 - Why should they believe you?
- Finish
 - Impress main messages
 - Don’t gasp or get tossed off stage
- *Practice, practice, practice*

Overview

- Presentation consists of 3 parts:

1. In-class presentation
2. Peer-critique
3. Reflection

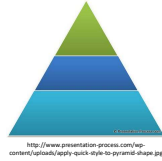
Details – Peer-Critique

- Oral – an open-faced “sandwich”
 - Something you liked
 - Question (optional)
 - Suggestion for improvement
- Written
 - Content: **Excellent**, **Good**, **Needs Improvement**
 - Delivery: **Excellent**, **Good**, **Needs Improvement**
 - Did well?
 - Can improve?

Overview

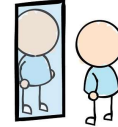
- Presentation consists of 3 parts:

1. In-class presentation
2. Peer-critique
3. Reflection



Details – Reflection (1 of 2)

- Think about your talk preparation
- Read comments from peers
- Reflect on what happened during delivery
- “How did I prepare?”
- “What went well?”
- “What did not go well?”
- “What can I do differently next time?”



Details – Reflection (2 of 2)

- **Written** – (e.g., Word doc)
 - Gather thoughts while fresh
- Short – about one page
 - Can organize with questions from previous slide
- Use insights gained to inform planning of subsequent presentations!



<http://www.seobook.com/images/writingguy.jpg>

Due within 3 days after presentation!

Grading

- Presentation **80%**
- Peer-reviews **10%**
- Self-reflection **10%**