

IMGD 2905

Student Presentations

1

Why Give a Presentation?

- People fear public speaking
- But you *will* speak
 - For class, job interviews, work, ...
- Another skill to learn
 - Like designing game, coding, art ...
- A critical part of analytics
 - Dissemination
- Enjoy!

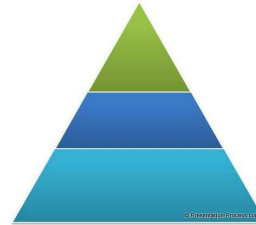


2

Overview

- Presentation consists of 3 parts:

1. In-class presentation
2. Peer-critique
3. Reflection



3

Details – In-Class Presentation

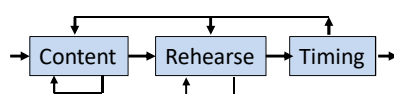
- Done 1 at a time (chosen at random) [[Link](#)]
- 2-3 minutes long
 - Slot is 4 minutes, so ~1-2 minutes for oral critique +
- Content drawn from *projects* (e.g., Project 1)
- Think of two slides

Methodology:

- what question asked
- how gathered data
- how analyzed

Chart:

- 1 chart
- maybe numbers
- *explain*



<http://www.lakecountyoio.gov/portals/41/presentations.jpg>

4

Talk Tips: Giving a Talk is Like ...

- Stuff you already know... planning, program design, writing, studying, learning ...
- Can read books
 - “How to Deliver a TED Talk” by Sinek
 - “Presentation Zen” by Reynolds
 - “The Art of the Explanation” by LeFever
- Watch Videos
 - [“How to Give a TED Talk”](#) by Smith
- Have some skills (e.g., can speak)
 - But need to refine and develop new skills
- Practice (this class)! [Toastmasters](#)



<https://goo.gl/yHxRY6>

[WPI Chapter](#)

[WPI Chapter](#)

5

Talk Tips: Common Mistake – *Tension*

- Audience is on your side
 - They want you to succeed
 - Look at them during talk
- Butterflies are normal and good
- Plan, prune and practice so you can relax
- Messages
 - Focus on audience not you



Presenter Media

[http://www.avinuty.ac.in/engineering_newsletter/june2012_nov2012/images/celebrate_the_times_sm_wm\[1\].gif](http://www.avinuty.ac.in/engineering_newsletter/june2012_nov2012/images/celebrate_the_times_sm_wm[1].gif)




<http://hr.info.yorku.ca/files/2014/01/orientation.jpg>

6

Talk Tips: Slides (1 of 3)


- Informs audience and focuses you
- *Use slides*
 - Support messages, say why there
- Not “busy”
- Size
- Don’t write what you will say
- Transitions
 - Physical movement of slides
 - Know what you will say



7

Talk Tips: Slides (2 of 3)

- Charts not tables
 - Complex figures are ok, but explain
 - Spend time
 - Describe axes, then trendlines, then results
 - Point to spots
- Tell them what to get (**messages**) from the figure!



<http://i19.picdn.net/shutterstock/videos/9389132/thumb/1.jpg>

8

Talk Tips: Slides (3 of 3)


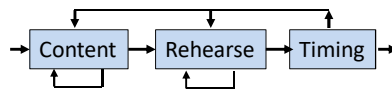
- **Good**

- terse
- phrases
- bullets
- highlight key points
- graphs
- pictures

- **Bad**

- verbose
- compound sentences
- paragraphs
- unlabeled graphs
- tables of numbers

- *Revise, revise, revise!*



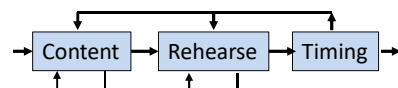
9

Talk Tips: Common Mistake – *Timing*

- Set pace for audience not you
- **First few minutes**
 - Why should they listen?
 - Why should they believe you?
- **Finish**
 - Impress main messages
 - Don't gasp or get tossed off stage
- *Practice, practice, practice*



<http://fcpsprofessor.com/wp-content/uploads/2015/10/Timing.jpg>




10

Overview

- Presentation consists of 3 parts:

1. In-class presentation
2. Peer-critique
3. Reflection



11

Details – Peer-Critique

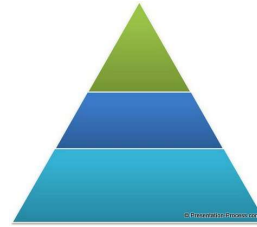
- Oral – an open-faced “sandwich”
 - Something you liked [\[Link\]](#)
 - Question (optional)
 - Suggestion for improvement
- Written
 - Content: Excellent, Good, Needs Improvement
 - Delivery: Excellent, Good, Needs Improvement
 - Did well?
 - Can improve?

12

Overview

- Presentation consists of 3 parts:

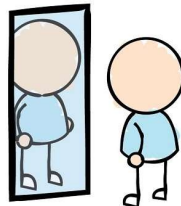
1. In-class presentation
2. Peer-critique
3. Reflection



13

Details – Reflection (1 of 2)

- Think about your talk preparation
- Read comments from peers
- Reflect on what happened during delivery
- “How did I prepare?”
- “What went well?”
- “What did not go well?”
- “What can I do differently next time?”



14

Details – Reflection (2 of 2)

- **Written** – (e.g., Word doc)
 - Gather thoughts while fresh
- **Short** – about one page
 - Tip: organize with questions from previous slide
- **Use insights gained to inform planning of subsequent presentations!**



<http://www.seobook.com/images/writingguy.jpg>

Due within 3 days after presentation!

15

Grading

- Presentation **80%**
- Peer-reviews **10%**
- Self-reflection **10%**

16